


City of Flint, Michigan

*Third Floor, City Hall
1101 S. Saginaw Street
Flint, Michigan 48502
www.cityofflint.com*



Meeting Agenda - AMENDED

Wednesday, May 29, 2024

5:30 PM

**AGENDA AMENDED to Add Ord. No. 240191, and Resos No. 240140,
240177, 240181, and 240158**

CITY COUNCIL CHAMBERS

SPECIAL CITY COUNCIL

*Ladel Lewis, President, Ward 2
Candice Mushatt, Vice President, Ward 7*

*Leon El-Alamin, Ward 1
Judy Priestley, Ward 4
Tonya Burns, Ward 6*

*Quincy Murphy, Ward 3
Jerri Winfrey-Carter, Ward 5
Dennis Pfeiffer, Ward 8*

Jonathan Jarrett, Ward 9

Davina Donahue, City Clerk

This Special City Council Meeting was called by President Ladel Lewis (2nd Ward) and Finance Chairperson Judy Priestley (4th Ward) for the purpose of Adopting a City of Flint Fiscal Year 2024-2025 Operating Budget; and Other General City Business.

CALL TO ORDER

ROLL CALL

PLEDGE OF ALLEGIANCE

PRAYER OR BLESSING

READING OF DISORDERLY PERSONS CITY CODE SUBSECTION

Any person that persists in disrupting this meeting will be in violation of Flint City Code Section 31-10, Disorderly Conduct, Assault and Battery, and Disorderly Persons, and will be subject to arrest for a misdemeanor. Any person who prevents the peaceful and orderly conduct of any meeting will be given one warning. If they persist in disrupting the meeting, that individual will be subject to arrest. Violators shall be removed from meetings.

REQUEST FOR AGENDA CHANGES/ADDITIONS

PUBLIC COMMENT

Members of the public who wish to address the City Council or its committees must register before the meeting begins. A box will be placed at the entrance to the Council Chambers for collection of registrations. No additional speakers or slips will be accepted after the meeting begins.

Members of the public shall have no more than three (3) minutes per speaker during public comment, with only one speaking opportunity per speaker.

COUNCIL RESPONSE

Councilmembers may respond once to all public speakers only after all public speakers have spoken. An individual Councilmember's response shall be limited to two (2) minutes.

RECONSIDERATION

240191 Amendment/Ordinance/Chapter 31 (General Offenses)/Article I (In General)/Section 31-10 (Disorderly Conduct, Assault and Battery, And Disorderly Persons)

An ordinance to amend Chapter 31 (General Offenses), Article I (In General), of the Code of the City of Flint by amending Section 31-10 (Disorderly Conduct, Assault and Battery, And Disorderly Persons). [NOTE: This ordinance shall become effective 30 days after enactment.]

240140 ARPA Contingency Funds and Earned Interest/Flint Downtown Development

Authority [DDA]/Revenue Replacement Funds/Parking Revenue Loss During COVID-19 Pandemic

Resolution resolving that the appropriate City officials are authorized to do all things necessary, including executing any necessary agreements, to appropriate funding from the funding source Accts. No. 01-287.000-963.000 and No. 001-000.000-273.800 for a contribution to the component unit, Downtown Development Authority, in the amount of \$560,586. Based on review and validation of the appropriate fund use by the City's compliance firm, implementation of these funds will be consistent and compliant with US Department Treasury requirements and previously approved authorizations. [NOTE: City Administration recommends reallocating \$560,586 of ARPA funds - \$250,000 previously obligated for contingency and \$310,586 from earned interest - to provide revenue replacement funds to the Flint Downtown Development Authority because of parking revenue lost during the COVID-19 pandemic, specifically from April 1, 2020 to June 30, 2022. During these 27 months, compared to the parking revenue reported from July 1, 2018 to June 30, 2019, the parking revenue loss was calculated to be \$560,586.

240177 Appointment/Economic Development Corporation Board of Directors/Judy Priestley

Resolution resolving that the Flint City Council approves Mayor Sheldon A. Neeley's recommendation of the appointment of Judy Priestley to serve a (6) six-year term on the Economic Development Corporation Board of Directors, with such term commencing immediately and expiring on March 31, 2030.

240181 Designated Videography Area/City Council Chambers

Resolution resolving that, to minimize the possibility of disrupting the meetings of the City Council or its Committees, all use of free-standing camera stands, including but not limited to tripods, camera stands, and other physical devices used to support or elevate cameras, cell phones, or other video recording devices, is restricted to an area to be designated by City Clerk in the northeast corner of the City Council chambers during those meetings. Persons in violation of this resolution will be deemed to be acting in a disorderly fashion and shall be ordered to leave the meeting, and any unattended video equipment shall be deemed abandoned, AND, resolving that the City Clerk shall post copies of this resolution at the entrance to the City Council chambers.

CONSENT AGENDA

Per the amended Rules Governing Meetings of the Flint City Council (as adopted by the City Council on Monday, April 22, 2024), the Chair may request the adoption of a "Consent Agenda". After a motion to adopt a Consent Agenda is made and seconded, the Chair shall ask for separations. Any agenda item on a Consent Agenda shall be separated at the request of any Councilmember. After any separations, there is no debate on approving the Consent Agenda - it shall be voted on or adopted without objection.

ORDINANCES (May Be Reconsidered/Acknowledged for First Reading)

- 240191** Amendment/Ordinance/Chapter 31 (General Offenses)/Article I (In General)/Section 31-10 (Disorderly Conduct, Assault and Battery, And Disorderly Persons)

An ordinance to amend Chapter 31 (General Offenses), Article I (In General), of the Code of the City of Flint by amending Section 31-10 (Disorderly Conduct, Assault and Battery, And Disorderly Persons). [NOTE: This ordinance shall become effective 30 days after enactment.]

RESOLUTIONS (May Be Reconsidered)

- 240140** ARPA Contingency Funds and Earned Interest/Flint Downtown Development Authority [DDA]/Revenue Replacement Funds/Parking Revenue Loss During COVID-19 Pandemic

Resolution resolving that the appropriate City officials are authorized to do all things necessary, including executing any necessary agreements, to appropriate funding from the funding source Accts. No. 01-287.000-963.000 and No. 001-000.000-273.800 for a contribution to the component unit, Downtown Development Authority, in the amount of \$560,586. Based on review and validation of the appropriate fund use by the City's compliance firm, implementation of these funds will be consistent and compliant with US Department Treasury requirements and previously approved authorizations. [NOTE: City Administration recommends reallocating \$560,586 of ARPA funds - \$250,000 previously obligated for contingency and \$310,586 from earned interest – to provide revenue replacement funds to the Flint Downtown Development Authority because of parking revenue lost during the COVID-19 pandemic, specifically from April 1, 2020 to June 30, 2022. During these 27 months, compared to the parking revenue reported from July 1, 2018 to June 30, 2019, the parking revenue loss was calculated to be \$560,586.

- 240177** Appointment/Economic Development Corporation Board of Directors/Judy Priestley

Resolution resolving that the Flint City Council approves Mayor Sheldon A. Neeley's recommendation of the appointment of Judy Priestley to serve a (6) six-year term on the Economic Development Corporation Board of Directors, with such term commencing immediately and expiring on March 31, 2030.

- 240181** Designated Videography Area/City Council Chambers

Resolution resolving that, to minimize the possibility of disrupting the meetings of the City Council or its Committees, all use of free-standing camera stands, including but not limited to tripods, camera stands, and other physical devices used to support or elevate cameras, cell phones, or other video recording devices, is restricted to an area to be designated by City Clerk in the northeast corner of the City Council chambers during those meetings. Persons in

violation of this resolution will be deemed to be acting in a disorderly fashion and shall be ordered to leave the meeting, and any unattended video equipment shall be deemed abandoned, AND, resolving that the City Clerk shall post copies of this resolution at the entrance to the City Council chambers.

RESOLUTIONS

- 240158** Reallocation of ARPA Funds/Reroot Pontiac/Alternate Uses for Vacant Lots
- Resolution resolving that the appropriate City Officials are authorized to do all things and execute any agreements necessary to Reroot Pontiac and appropriate funding in the current and future fiscal years, in the amount of \$25,000.00, for as long as the funds are available. Prior to any disbursement of funds, the City of Flint's ARPA administration, compliance, and implementation firm shall review and ensure compliance with the latest US Department of Treasury rules.
- 240216** Adoption/2024 Operating Millage Rate of Nineteen and Ten Hundredths (19.10) Mills/City of Flint Real and Personal Property
- Resolution resolving that there be levied against every dollar of all taxable property appearing on the 2023 Assessment Rolls of the City of Flint, through the constitutional and statutory processes of County and State Equalization, a total of Nineteen and Ten Hundredths (19.10) mills, of which Seven and Fifty Hundredths (7.50) mills shall be for General City Operating Purposes; Two and Fifty Hundredths (2.50) mills shall be for retirement of debt, improvements and other purposes as provided in Section 7-201 of the Flint City Charter, as amended; Two and Zero Hundredths (2.00) mills shall be for Police Services; Fifty Hundredths (0.50) mills shall be for the purpose of improvements and maintenance of City parks, forestry and recreation services; Sixty Hundredths (0.60) mills shall be for the purpose of funding public transportation services in the city by the Mass Transportation Authority; and Six and Zero Hundredths (6.0) mills shall be for Police and Fire Services, AND, resolving that the City Assessor is authorized to prepare the City of Flint 2024 Tax Roll by spreading said taxes authorized and levied for City of Flint purposes, School purposes, and Special Authority purposes in one column of said tax roll, and the provisional parts of said rate - namely, General Operating purposes, Debt Services and Capital Improvement Programs, School purposes and Special Authority purposes - be shown on the Tax Statement.
- 240217** Adoption/2024 Operating Millage Rate of 1.8806 Mills/City of Flint Downtown Development Authority [DDA]
- Resolution authorizing that the City Council of the City of Flint adopts the levy of 1.8806 mills for the ensuing Fiscal Year 2024-2025 Downtown Development Authority operating budget.
- 240218** Assessment/Street Lighting Costs for Fiscal Year 2025
- Resolution resolving that, effective July 1, 2024, the cost of operating,

maintaining and improving street lighting, as contemplated under MCL 117.4d, shall be assessed against the special lighting district to provide for the operational costs of the current system, and to enable upgrades and improvements to street lighting throughout the city. The assessment will be collected through the property tax bill for all property owners. The amount to be assessed will be adjusted annually to reflect the projected cost for the operational, maintenance and improvement costs, and the number of property owners, AND, resolving that the cost per parcel for the July 2024 tax bill will be set at \$72.18 per parcel, AND, resolving that all funds shall be used exclusively for the purpose intended - for the payment of costs permitted under MCL 117.4d(2)(b), including engineering, financial, legal, and administrative services, and the operation and maintenance of the City street lighting system.

240219 User Fee/Municipal Solid Waste Costs for Fiscal Year 2025

Resolution resolving that, effective July 1, 2024, the cost of collecting and disposing of [solid waste] and City-related operating, maintenance and collection activities as contemplated under MCL 117.1 et seq. and MCL 141.101 et seq., shall be charged to each residential and multi-family dwelling up to four units, AND, resolving that, effective July 1, 2024, the user fee shall be \$202.56, to be charged to residential and multi-family dwellings up to four units, and the charge shall be calculated on the number of units and the charge shall be placed on the July 2024 tax bill, AND, resolving that commercial and industrial properties will not be charged as they do not receive waste collection services from the City, AND, resolving that all funds shall be used exclusively for the purpose intended - for the payment of costs permitted under MCL 117.1 et seq., and the Revenue Bond Act of 1933, Act 94 as amended, MCL 141.101 et seq., including collection and disposal, and legal and administrative services associated and appropriated for in the City's Garbage Collection Special Revenue Fund.

240220 Adoption and Implementation/2024-2025 Master Fee Schedule

Resolution resolving that the Biennial Master Fee Schedule, which includes Water and Wastewater Volumetric Rates and Service Charges, be approved and implemented as outlined, and kept on file with the City Clerk, AND, resolving that the Biennial Master Fee Schedule can and will be modified, should the need arise, at any time during the biennial timeframe for Fiscal Year 2025, AND, resolving that the appropriate City Officials are authorized to do all things necessary to implement and collect the user fees, effective July 1, 2024.

240221 FY2025/Exempt Employee Compensation Schedule/Cost of Living Adjustment

Resolution resolving that the Flint City Council approves the [FY2025] Exempt Compensation Schedule, effective upon enactment of this resolution, and authorizes the appropriate City Officials to do all things necessary to implement this schedule.

240222 Adoption/City of Flint Fiscal Year 2025 Budget

Resolution resolving that the Proposed FY2025 City of Flint Budget, as

submitted to the City Council on March 4, 2024, is adopted consistent with the Uniform Budgeting and Accounting Act, MCL 141.421 et seq, and Section 7-101 of the Flint City Charter, AND, further resolving that the FY2025 City of Flint Budget is premised on the establishment of water and sewer rates by the Chief Financial Officer sufficient to generate the estimated revenue stated herein, and the adoption of the following tax levies, pursuant to State statute, for a total City level of 19.10 mills: General Operating @ 7.50 mills, Public Improvement @ 2.50 mills, Police Services @ 2.00 mills, Public Transportation @ 0.60 mills, Parks and Recreation @ 0.50 mills, and Police and Fire Protection @ 6.00 mills; AND, further resolving that the City adopts the FY2025 City of Flint Budget as follows; General Fund (101), Major Street Fund (202), Local Street Fund (203), Public Safety Fund (205), Neighborhood Policing Fund (207), Parks and Recreation Fund (208), Street Lighting Fund (219), Garbage and Rubbish Fund (226), Building Inspection Fund (249), Drug Law Enforcement Fund (265), Section 108 Loans Fund (285), Debt Service Fund (301), Public Improvement Fund (444), Sewer Fund (590), and Water Fund (591); AND, further resolving that the City establishes the estimated revenue budgets for the funds listed for the various City departments, divisions, boards, commissions, and other activities as the FY2025 City of Flint Budget.

FINAL COUNCIL COMMENTS

Final Council Comments shall be limited to two (2) minutes.

ORDINANCE NO. _____

An Ordinance to amend the Flint City Code of Ordinances by amending Chapter 31, General Offenses.

IT IS HEREBY ORDAINED BY THE PEOPLE OF THE CITY OF FLINT:

Sec. 1. An Ordinance to amend the Flint City Code of Ordinances by amending Chapter 31, General Offenses, Article I, In General, by amending Section 31-10, Disorderly Conduct and Disorderly Persons, which shall read in its entirety as follows:

§31-10. DISORDERLY CONDUCT, ASSAULT AND BATTERY, AND DISORDERLY PERSONS.

(A) Disorderly Conduct. Any Person who does any of the following is guilty of a misdemeanor:

- (1) Engages in any fight in a public place, except when doing so in defense of self or another individual;
- (2) Remains in any public place after its regular closing hours after being told by an authorized person to leave;
- (3) Conducts himself in any public place, or joins with one or more persons in a public place, and he or she knows or should know that, singly or together with others with whom he or she has joined, is unreasonably obstructing the free and uninterrupted passage of the public along any street or sidewalk. This subsection shall not to be interpreted to conflict with the regulations of the National Labor Relations Board regarding picketing in labor disputes;
- (4) Persists in disturbing the public peace and quiet by loud or aggressive conduct, after having been clearly informed by Persons affected that he or she is in fact unreasonably causing a disturbance. Notice need not be given when such Persons affected reasonably believe that to do so would constitute a risk to their personal safety;
- (5) Persists in disturbing the peace and orderly conduct of any meeting of a public body or any meeting open to the general public by any conduct or communication that inflicts injury, tends to incite an immediate breach of peace, or prevents the peaceful and orderly conduct of the meeting after having been clearly informed that he or she is in fact unreasonably causing a disturbance;
- (6) Knowingly transports any Person, for consideration or the offer of consideration, to a place where prostitution, gambling, or illegal sale of alcoholic Liquor or a Controlled Substance is carried on, for the purpose of enabling the Person to be a customer in any of those activities;
- (7) Knowingly harasses any other Person. Harass is defined as (i) any repeated nonverbal conduct that is specifically intended to frighten, embarrass, or anger the Person or Persons who are the object of that conduct, (ii) the Person accused has reason to know his or her

actions will likely produce those reactions, or (iii) any repeated verbal communication that inflicts injury or incites an immediate breach of peace;

(8) Urinates or defecates on any public street or sidewalk, or on the floor of any building open to the public, or any other place in view of the public not specifically designated for that purpose;

(9) Throws any object from any moving vehicle, and he or she knows or should know that damage is likely to result to a person or property, directly or indirectly.

(10) Knowingly destroys, damages, or defaces, or removes any public property or other property not his or her own;

(11) Summons, without good reason, the Police department, Fire Department, any public or private ambulance, or any similar service, to go to any address where the service call is not needed;

(12) Intentionally makes or causes to be made any open exposure of the human male or female genitals, pubic area, buttocks, or female breast in any public place any building open to or frequented by the public, or any other place which is open to the public view;

(13) Makes, aids or assists in making any riot, disturbance, or improper diversion;

(14) Aids or assists in collecting a crowd for any unlawful purpose;

(15) Commits any breach of the peace; or

(16) Loiters, frequents, or remains on or in any public place or private property for the purpose of unlawfully using, possessing, offering sale, selling, furnishing, or dispensing any controlled substance or drug paraphernalia.

(B) Assault and Battery. Any person who:

(1) Assaults or assaults and batters an individual is guilty of a misdemeanor punishable by imprisonment for not more than 93 days or a fine or not more than \$500.00, or both.

(2) Assaults or assaults and batters his or her spouse or former spouse, an individual with whom he or she has or has had a dating relationship, an individual with whom he or she has had a child in common, or a resident or former resident of his or her household, is guilty of a misdemeanor punishable by imprisonment for not more than 93 days or a fine of not more than \$500.00, or both.

(C) THREATS AGAINST LOCAL PUBLIC OFFICIALS: ANY PERSON WHO MAKES A THREAT TO KILL OR PHYSICALLY INJURE ANY PUBLIC OFFICIAL OR CAUSE PROPERTY DAMAGE TO PROPERTY OWNED BY A PUBLIC OFFICIAL IS GUILTY OF A MISDEMEANOR.

(D) As used in this section:

(1) *Controlled substance* shall have the same meaning as in §31-22.

(2) *Drug paraphernalia* shall have the same meaning as in §31-22.

(3) *Dating relationship* means frequent, intimate associations primarily characterized by the expectation of affectional involvement. This term does not include a casual relationship or an ordinary fraternization between 2 individuals in a business or social context.

(4) **LOCAL PUBLIC OFFICIAL MEANS AN ELECTED OR APPOINTED OFFICIAL OR EMPLOYEE OF A LOCAL UNIT OF GOVERNMENT.**

(5) **THREAT MEANS THE EXPRESSION OF AN INTENT TO COMMIT AN ACT OF UNLAWFUL VIOLENCE TO A PARTICULAR INDIVIDUAL, INDIVIDUALS, OR THEIR PROPERTY, WITHOUT REGARD AS TO WHETHER THE MAKER OF THE THREAT ACTUALLY INTENDS TO CARRY OUT THE THREAT.**

Sec. 2. This Ordinance shall become effective 30 days after enactment.

Adopted this ____ day of _____, 2024.

FOR THE CITY:

For the City Council

Sheldon A. Neeley, Mayor

APPROVED AS TO FORM:



240140

RESOLUTION NO.: _____

PRESENTED: 4-17-2024

ADOPTED: _____

RESOLUTION TO USE ARPA CONTINGENCY FUNDS AND EARNED INTEREST TO PROVIDE REVENUE REPLACEMENT FUNDS TO FLINT DOWNTOWN DEVELOPMENT AUTHORITY DUE TO PARKING REVENUE LOSS DURING COVID-19 PANDEMIC

In 2022 and 2023, the City of Flint received funds pursuant to the American Rescue Plan Act of 2021 (ARPA), which could be used by the City for specific and defined purposes. In 2023, the City of Flint obligated all of the ARPA funding received, of which approximately \$40 million was obligated as “revenue replacement” on December 20, 2023;

City Administration recommends reallocating \$560,586 of ARPA funds - \$250,000 previously obligated for contingency and \$310,586 from earned interest – to provide revenue replacement funds to the Flint Downtown Development Authority because of parking revenue lost during the COVID-19 pandemic, specifically from April 1, 2020 to June 30, 2022. During these 27 months, compared to the parking revenue reported from July 1, 2018 to June 30, 2019, the parking revenue loss was calculated to be \$560,586; the table is part of this resolution packet.

Reallocated funds will be moved from Acct #101-287.000-963.000 (\$250,000) and Acct #001-000.000-273.800 (\$310,586) as follows:

Account Number	Account Name / Grant Code	Total Amount
101-612.011-969.728	ARPA- DDA COVID Revenue Loss Replacement – Contributions	\$250,000
101-191.100-969.728	ARPA Interest -DDA COVID Revenue Loss Replacement – Contributions	\$310,586
TOTAL	Parking revenue loss incurred by the Flint DDA from April 1, 2020 - June 30, 2022	\$560,586

IT IS RESOLVED that the appropriate City officials are authorized to do all things necessary, including executing any necessary agreements, to appropriate funding from the funding source accounts #101-287.000-963.000 and #001-000.000-273.800 for a contribution to the component unit, Downtown Development Authority, in the amount of \$560,586. Based on review and validation of the appropriate fund use by the City’s compliance firm, implementation of these funds will be consistent and compliant with US Department Treasury requirements and previously approved authorizations.

For the City:

CLYDE D EDWARDS / A0151
CLYDE D EDWARDS / A0151 (Apr 11, 2024 17:09 EDT)
Clyde D. Edwards, City Administrator

For the City Council:

Approved as to Form:

William Kim
William Kim (Apr 11, 2024 17:08 EDT)
William Kim, City Attorney

Approved as to Finance:

Phillip Moore
Phillip Moore (Apr 11, 2024 16:23 EDT)
Phillip Moore, Chief Financial Officer

RESOLUTION STAFF REVIEW

TODAY'S DATE: April 11, 2024

BID/PROPOSAL# n/a

AGENDA ITEM TITLE: RESOLUTION TO USE ARPA CONTINGENCY FUNDS AND EARNED INTEREST TO PROVIDE REVENUE REPLACEMENT FUNDS TO FLINT DOWNTOWN DEVELOPMENT AUTHORITY DUE TO PARKING REVENUE LOSS DURING COVID-19 PANDEMIC

PREPARED BY: Emily Doerr, Director of Business and Community Services (formerly known as Planning and Development)

VENDOR NAME: n/a

BACKGROUND/SUMMARY OF PROPOSED ACTION:

The Flint Downtown Development Authority is reliant on parking revenues to cover costs and provide services crucial to downtown businesses, residents, and organizations. During the COVID-19 pandemic, demand for downtown parking evaporated as their monthly parkers were furloughed or worked from home. Uncollectible revenues grew exponentially as monthly parkers stopped paying for spaces but also neglected to cancel their parking privileges. Adding to that, closed businesses meant that no shoppers, diners or concert go-ers were visiting Flint and utilizing (paying for) downtown parking infrastructure. This loss represented a sizable part of the DDA's budget which affected the available funds for necessary services such as snow removal, trash pickup, landscaping and downtown maintenance. As the quarantine orders were lifted, parking revenues did not return to pre-COVID 19 levels. Many businesses and non-profits have transitioned to hybrid schedules that result in many more employees using Work From Home (WFH) options more often, further reducing the need for parking. Some examples include:

- The United Way generally requires most employees to be in the office just one day per week.
- The Mott Foundation is now on a Monday-Thursday schedule.
- The change from Citizens Bank to Huntington over the last decade will take the bank's downtown workforce from over 350 employees to under 30.
- At the Community Foundation of Greater Flint employees are on site just three days per week and remote the other two.

Adding to this, UM-Flint experienced a significant decline in enrollment in 2021 and 2022 and also has over 60% of their classes online, meaning many students rarely set foot on campus, or downtown. The once considerable impact of students, faculty and staff is now minimal. The net result of these factors has been an across-the-board drop in demand for monthly parking, daily parking, and metered parking.

**PREVIOUS ALLOCATIONS (INCLUDE ALL ACCOUNTS USED FOR THIS PURPOSE)/
PROVIDE RESOLUTION OR CONTRACT INFORMATION THAT APPLIES:** n/a

**POSSIBLE BENEFIT TO THE CITY OF FLINT (RESIDENTS AND/OR CITY OPERATIONS)
INCLUDE PARTNERSHIPS AND COLLABORATIONS:**

Using ARPA funds to provide revenue replacement funds to the Flint DDA will allow this autonomous entity that is a part of the city but operates under its own budget to continue providing basic services that keep the downtown poised for day-to-day attraction of customers, special events, and ongoing business


growth, including snow removal, trash pickup, landscaping and downtown maintenance. This entity did earn additional tax capture revenues in 2022 and 2023 because taxable values have increased but that simply led to the DDA being able to fully make the bond payments owed for the construction of the Rutherford Parking Structure – in years past when the DDA was unable to make those bond payments in full, the burden fell onto the City budget to fill the gap. This usage of ARPA funds is absolutely part of the original intent of the funds and will help this unit of government be stabilized.

FINANCIAL IMPLICATIONS: ARPA funds must be obligated by 12/31/24 and fully expended by 12/31/26. This revenue replacement grant will allow the Flint DDA to maintain solvency until it can regain adequate levels of parking revenue. This resolution will obligate \$250,000 of the ARPA funding, moved to the general fund with adopted resolution 230464.1, and use \$310,586 of earned interest gained from the federal funds received for Covid State and Local Fiscal Recovery Funds.

BUDGETED EXPENDITURE? YES NO **IF NO, PLEASE EXPLAIN:**

Dept.	Name of Account	Account Number	Grant Code	Amount
FY24 GRAND TOTAL				

PRE-ENCUMBERED? YES NO **REQUISITION NO:**

ACCOUNTING APPROVAL:  **Date:** CL

WILL YOUR DEPARTMENT NEED A CONTRACT? YES NO

WHEN APPLICABLE, IF MORE THAN ONE (1) YEAR, PLEASE ESTIMATE TOTAL AMOUNT FOR EACH BUDGET YEAR: (This will depend on the term of the bid proposal)

BUDGET YEAR 1 \$


BUDGET YEAR 2

BUDGET YEAR 3


OTHER IMPLICATIONS (i.e., collective bargaining):

STAFF RECOMMENDATION: (PLEASE SELECT): **APPROVED** **NOT APPROVED**

DEPARTMENT HEAD SIGNATURE:


Emily Doerr (Apr 11 2024 16:21 EDT)
 Emily Doerr, Director, Business and Community Services

240177



RESOLUTION NO.: _____

PRESENTED: 5-13-2024

ADOPTED: _____

RESOLUTION APPROVING THE APPOINTMENT OF JUDY PRIESTLEY TO THE ECONOMIC DEVELOPMENT CORPORATION BOARD OF DIRECTORS REPLACING MAURICE DAVIS

BY THE MAYOR:

Pursuant to MCL 125.1602, et seq., the City of Flint established the Economic Development Corporation of the City of Flint (the "EDC") under Act 338, Public Acts of Michigan, 1974 as amended (the "EDC"); and, by adoption of Flint City Ordinance No. 2580 on January 1, 1977; and

Mayor Sheldon A. Neeley recommends the appointment of Judy Priestley to serve on the Economic Development Corporation Board for a six-year term. Replacing Maurice Davis whose term expired.

IT IS RESOLVED, that the Flint City Council approves the recommendation and appointment of Judy Priestley, to serve a six-year term on the Economic Development Corporation Board of Directors, commencing immediately and expiring March 31, 2030.

APPROVED AS TO FORM:

FOR THE CITY OF FLINT:

William Kim , City Attorney

Clyde Edwards, City Administrator

APPROVED BY CITY COUNCIL:

240181



RESOLUTION NO.: _____

PRESENTED: 5-13-2024

ADOPTED: _____

**RESOLUTION ADOPTING DESIGNATED VIDEOGRAPHY AREA
IN CITY COUNCIL CHAMBERS (FREE-STANDING CAMERA STANDS)**

Section 3(1) of the Open Meetings Act, MCL 15.263(1), provides that a “public body may establish reasonable rules and regulations in order to minimize the possibility of disrupting the meeting.”

The increased use of tripods and other camera stands, to facilitate video recording of meetings of the City Council and its Committees, creates potential disruptions by obstructing the view of Councilmembers and the audience, blocking physical access by occupying aisles and rows, and creating trip hazards resulting from unsecured power cords running across aisles and walkways.

IT IS RESOLVED that, to minimize the possibility of disrupting the meetings of the City Council or its Committees, all use of free-standing camera stands, including but not limited to tripods, camera stands, and other physical devices used to support or elevate cameras, cell phones, or other video recording devices, is restricted to an area to be designated by City Clerk in the northeast corner of the City Council chambers during those meetings. Persons in violation of this resolution will be deemed to be acting in a disorderly fashion and shall be ordered to leave the meeting, and any unattended video equipment shall be deemed abandoned.

IT IS FURTHER RESOLVED that the City Clerk shall post copies of this resolution at the entrance to the City Council chambers.

FOR THE CITY COUNCIL:

APPROVED AS TO FORM:

William Y. Kim, City Attorney

240158



RESOLUTION NO.: _____

PRESENTED: MAY 08 2024

ADOPTED: _____

RESOLUTION APPROVING REALLOCATION OF ARPA FUNDS TO AWARD ARPA FUNDS TO REROOT PONTIAC FOR ALTERNATE USES FOR VACANT LOTS

BY THE CITY ADMINISTRATOR:

In 2022 and 2023, the City of Flint received funds pursuant to the American Rescue Plan Act of 2021 (ARPA), which could be used by the City for specific and defined purposes. In 2023, the City of Flint obligated all of the ARPA funding received, of which approximately \$40 million was obligated as "revenue replacement" on December 20, 2023;

City Administration recommends reallocating \$25,000 of ARPA funds, previously obligated for revenue replacement, to provide funding for the category of Vacant Lots and Alternative Uses to provide blight removal assistance to Flint communities. The administration recommends funding \$25,000 for Reroot Pontiac for their expansion of their Reroot Flint project.

Reallocated funds will be moved from Acct #101-287.000-963.000 follows:

Fund	Project Purpose	Account Name / Grant Code	Amount
Reroot Pontiac	Reroot Flint Project	101-729.003-801.000.	\$25,000

IT IS RESOLVED that the appropriate City officials are authorized to do all things and execute any agreements necessary to Reroot Pontiac and appropriate funding in the current and future fiscal years in the amount of \$25,000 as described above, for as long as the funds are available. Prior to any disbursement of funds, the City of Flint's ARPA administration, compliance, and implementation firm shall review and ensure compliance with the latest US Department of Treasury rules.

For the City:

CLYDE D EDWARDS / A0164

CLYDE D EDWARDS / A0164 (May 1, 2024 10:43 EDT)

Clyde D. Edwards, City Administrator

For the City Council:

Approved as to Form:

William Kim

William Kim (Apr 30, 2024 13:05 EDT)


William Kim, City Attorney

Approved as to Finance:

Phillip Moore

Phillip Moore (Apr 30, 2024 13:33 EDT)

Phillip Moore, Chief Financial Officer



CITY OF FLINT STAFF REVIEW FORM

TODAY'S DATE: 4/30/24

BID/PROPOSAL# A0164

AGENDA ITEM TITLE: RESOLUTION APPROVING REALLOCATION OF ARPA FUNDS TO AWARD ARPA FUNDS TO REROOT PONTIAC FOR ALTERNATE USES FOR VACANT LOTS

PREPARED BY: Latrese Brown

VENDOR NAME: Reroot Pontiac

BACKGROUND/SUMMARY OF PROPOSED ACTION:

Reroot Pontiac is a 501(c)(3) nonprofit organization, established in 2016, to transform blighted properties in Pontiac into interactive spaces focused on nature, sustainability, and environmental topics. We strive to introduce the local communities to the ecological systems of their surrounding environments and build natural installations that help repair the broken landscape of Pontiac. The vision is to encourage people to experience the awesomeness of the natural world through interactive environments.

Reroot Pontiac is a participant in the Google for Nonprofits program. Google for Nonprofits offers eligible organizations access to Google products that can help solve the challenges nonprofits face: finding new donors and volunteers, working more efficiently, and getting supporters to take action. Google for Nonprofits is available in over 60 countries.

The Project proposed represents the formalization of Reroot Flint as a new nonprofit. This project will include a number of connected vacant lots to provide a vibrant available green space to the community. They will be installing educational spaces focused on the complex web of environmental interactions that support the health of a community.

PREVIOUS ALLOCATIONS (INCLUDE ALL ACCOUNTS USED FOR THIS PURPOSE)/ PROVIDE RESOLUTION OR CONTRACT INFORMATION THAT APPLIES

N/A



CITY OF FLINT STAFF REVIEW FORM

POSSIBLE BENEFIT TO THE CITY OF FLINT (RESIDENTS AND/OR CITY OPERATIONS) INCLUDE PARTNERSHIPS AND COLLABORATIONS:

They will be installing educational spaces focused on the complex web of environmental interactions that support the health of a community. These are interactive spaces allowing people with little to no background on these topics to have access to this information through interactions they are familiar with seeing every day.

Through this project, people exposed and participating, will gain a working understanding of systems thinking that can be applied to multiple aspects of their lives. This will also create opportunities for workforce development in GSI.

FINANCIAL IMPLICATIONS:

In 2022 and 2023, the City of Flint received funds pursuant to the American Rescue Plan Act of 2021 (ARPA), which could be used by the City for specific and defined purposes. In 2023, the City of Flint obligated all of the ARPA funding received, of which approximately \$40 million was obligated as “revenue replacement;”

City Administration and Flint City Council recommend reallocating \$25,000 of ARPA funds, previously obligated for revenue replacement, to provide funding to Reroot Pontiac for their expansion of Reroot Flint project.

After a thorough analysis from E&Y consulting team, the proposed program complies with the relevant Treasury rules and aligns with the Flint ARPA Plan.

BUDGETED EXPENDITURE? YES NO IF NO, PLEASE EXPLAIN:

Dept.	Name of Account	Account Number	Grant Code	Amount
Mayor's Office	Reroot Pontiac	101-729.003-801.000.	Vacant Lots	\$25,000
FY24 GRAND TOTAL				\$25,000



CITY OF FLINT STAFF REVIEW FORM

PRE-ENCUMBERED? YES NO REQUISITION NO:

ACCOUNTING APPROVAL: Phillip Moore Date: 04/30/2024
Phillip Moore (Apr 30, 2024 13:33 EDT)

WILL YOUR DEPARTMENT NEED A CONTRACT? YES NO

WHEN APPLICABLE, IF MORE THAN ONE (1) YEAR, PLEASE ESTIMATE TOTAL AMOUNT FOR EACH BUDGET YEAR: *(This will depend on the term of the bid proposal)*

BUDGET YEAR 1 \$

BUDGET YEAR 2

BUDGET YEAR 3

OTHER IMPLICATIONS *(i.e., collective bargaining)*:

STAFF RECOMMENDATION: *(PLEASE SELECT)*: APPROVED NOT APPROVED

DEPARTMENT HEAD SIGNATURE: Shelly Sparks-Green
Shelly Sparks-Green (May 1, 2024 09:25 EDT)
Shelly Sparks-Green , Chief Resilience Officer

RESOLUTION STAFF REVIEW

Date: April 30, 2024

Agenda Item Title:

RESOLUTION APPROVING REALLOCATION OF ARPA FUNDS TO AWARD ARPA FUNDS TO REROOT PONTIAC FOR ALTERNATE USES FOR VACANT LOTS

Prepared by: Latrese Brown, Community Liaison

Background/Summary of Proposed Action:

Reroot Pontiac Funding request and purpose: **Requesting \$25,000 for Reroot Flint Project.**

The Project proposed represents the formalization of Reroot Flint as a new nonprofit. Reroot Pontiac is an established non-profit and the parent organization that helped to sprout Reroot Flint. This project will include a number of connected vacant lots to provide a vibrant available green space to the community. They will be installing educational spaces focused on the complex web of environmental interactions that support the health of a community. These are interactive spaces allowing people with little to no background on these topics to have access to this information through interactions they are familiar with seeing every day. Through this project, people exposed and participating, will gain a working understanding of systems thinking that can be applied to multiple aspects of their lives.

This project would include the creation of a sustainable community garden, aquaponics, a living structure, and green storm water infrastructure (GSI) installations. The gardens will be installed through building a healthy soil community before installing the garden. Using this setup, water and fertilizer will not be needed for the garden and there is less worry about soil contamination in this garden, as the fungi and associated bacteria remediate or lock up most all contaminants.

Aquaponics is an accessible system showing the importance and processes of nutrient cycling in a small system. The living building will mirror the one installed in Pontiac. This structure is made of 1000+ interwoven grafted willow trees that are planned to grow into the single largest living structure in the United States. GSI installations containing native pollinator supporting plants will be installed along the street and in areas of a runoff concentration. As the licensed National Green Infrastructure Certification Program (NGICP) trainer for the State of MI they seek to support the community by offering workforce development opportunities in GSI.

History:

Reroot Pontiac is a 501(c)(3) nonprofit organization, established in 2016, to transform blighted properties in Pontiac into interactive spaces focused on nature, sustainability, and environmental topics. We strive to introduce the local communities to the ecological systems of their surrounding environments and build natural installations that help repair the broken landscape of Pontiac. The vision is to encourage people to experience the awesomeness of the natural world through interactive environments.

Reroot Pontiac is a participant in the Google for Nonprofits program. Google for Nonprofits offers eligible organizations access to Google products that can help solve the challenges nonprofits face: finding new donors and volunteers, working more efficiently, and getting supporters to take action. Google for Nonprofits is available in over 60 countries.

Fund	Project Purpose	Account Name / Grant Code	Amount
Reroot Pontiac	Reroot Flint Project	101-729.003-801.000.	\$25,000

Financial Implications:

American Rescue Plan Act funds must be fully expended by 12/31/26.

Budgeted Expenditure: Yes ___ No X **Please explain, if no:**
Pre-encumbered: Yes ___ No X **Requisition #:** N/A
Other Implications: No other implications are known at this time.
Staff Recommendation: Staff recommends approval of this resolution.

APPROVAL 
Shelly Sparks-Green (May 1, 2024 09:25 EDT)
Shelly Sparks-Green, Chief Resilience Officer



240216

RESOLUTION NO.: _____

PRESENTED: MAY 29 2024

ADOPTED: _____

RESOLUTION TO ADOPT THE 2024 OPERATING MILLAGE RATE OF 19.1 MILLS TO BE LEVIED ON THE TAXABLE VALUATION OF ALL REAL AND PERSONAL PROPERTY LOCATED IN THE CITY OF FLINT

BY THE MAYOR AND CITY COUNCIL:

The Flint City Council has determined, in accordance with the provisions of Section 7-201 of the Flint City Charter and Section 117.3(g) of the Home Rule City Act (MCL 117, Home Rule Cities), to levy Nineteen and Ten Hundredths (19.10) mills against the Taxable Valuation on all real and personal property appearing on the 2024 Assessment Roll of the City of Flint for the year 2024 as approved by the Board of Review and equalized through the constitutional and statutory processes of County and State Equalization; and

Section 7-201(A) of the Flint City Charter authorizes the levy of Ten and Zero Hundredths (10.00) mills on each dollar of Taxable Valuation of all real and personal property in the City, and further provides that Seven and Fifty Hundredths (7.50) mills of the 10.00 mills levied shall be for municipal purposes; and

Section 7-201(B) of the Flint City Charter provides that the remaining Two and Fifty Hundredths (2.50) mills of the 10.00 mills shall be utilized for the payment of bond obligations and/or public capital improvements; and

Section 7-201(A)(2) authorizes a levy of Fifty Hundredths (0.50) mill on the Taxable Valuation of all real and personal property in the City, with all revenues received being dedicated solely for the purpose of improvements and maintenance of City parks, forestry and recreation services; and

Section 7-201(A)(3) authorizes a levy of Sixty Hundredths mill (0.60) on the Taxable valuation of all real and personal property in the City, with all revenues received being dedicated to fund public transportation services in the City of Flint through the Mass Transportation Authority; and

Section 7-201(A)(4) authorizes a levy of Two and Zero Hundredths (2.00) mills on the Taxable Valuation of all real and personal property in the City, with all revenues received being dedicated for the sole purpose of providing police services; and

Section 7-201(A)(5) authorizes a levy of Six and Zero Hundredths (6.00) mills on the Taxable Valuation of all real and personal property in the City, with all revenues received being used solely for the purpose of providing police and fire protection.

IT IS RESOLVED that there shall be levied against every dollar of all taxable property appearing on the 2023 Assessment Rolls of the City of Flint, through the constitutional and statutory processes of County and State Equalization, a total of Nineteen and Ten Hundredths (19.10) mills of which Seven and Fifty Hundredths (7.50) mills shall be for General City Operating Purposes; Two and Fifty Hundredths (2.50) mills shall be for retirement of debt, improvements and other purposes as provided in Section 7-201 of the Flint City Charter, as amended; Two and Zero Hundredths (2.00) mills shall be for Police Services; Fifty Hundredths

(0.50) mill shall be for the purpose of improvements and maintenance of City parks, forestry and recreation services; Sixty Hundredths (0.60) mill shall be for the purpose of funding public transportation services in the City by the Mass Transportation Authority; and, Six and Zero Hundredths (6.0) mills shall be for Police and Fire Services.

BE IT FURTHER RESOLVED that the City Assessor be and is hereby authorized to prepare the City of Flint 2024 Tax Roll by spreading said taxes authorized and levied for City of Flint purposes, School purposes, and Special Authority purposes in one column of said tax roll, and the provisional parts of said rate; namely, General City Operating purposes, Debt Services and Capital Improvement Programs, School purposes and Special Authority purposes, be shown on the Tax Statement.

Operating Millage Name	Millage Rate
General Operating	7.50 mills
Public Improvement	2.50 mills
Police Services	2.00 mills
Public Transportation	0.60 mills
Parks & Recreation	0.50 mills
Police & Fire Protection	6.00 mills
Total	19.10 mills

APPROVED AS TO FORM:



William Kim, City Attorney


CLYDE D EDWARDS / A0205

Clyde Edwards, City Administrator

APPROVED AS TO FINANCE:



Phillip Moore, Chief Financial Officer



Sheldon A. Neeley, Mayor

CITY COUNCIL:



RESOLUTION NO.: _____
PRESENTED: JUN - 5 2023
ADOPTED: JUN - 8 2023

RESOLUTION TO ADOPT THE 2023 OPERATING MILLAGE RATE OF 19.1 MILLS TO BE LEVIED ON THE TAXABLE VALUATION OF ALL REAL AND PERSONAL PROPERTY LOCATED IN THE CITY OF FLINT

BY THE MAYOR AND CITY COUNCIL:

The Flint City Council has determined, in accordance with the provisions of Section 7-201 of the Flint City Charter and Section 117.3(g) of the Home Rule City Act (MCL 117, Home Rule Cities), to levy Nineteen and Ten Hundredths (19.10) mills against the Taxable Valuation on all real and personal property appearing on the 2023 Assessment Roll of the City of Flint for the year 2023 as approved by the Board of Review and equalized through the constitutional and statutory processes of County and State Equalization; and

Section 7-201(A) of the Flint City Charter authorizes the levy of Ten and Zero Hundredths (10.00) mills on each dollar of Taxable Valuation of all real and personal property in the City, and further provides that Seven and Fifty Hundredths (7.50) mills of the 10.00 mills levied shall be for municipal purposes; and

Section 7-201(B) of the Flint City Charter provides that the remaining Two and Fifty Hundredths (2.50) mills of the 10.00 mills shall be utilized for the payment of bond obligations and/or public capital improvements; and

Section 7-201(A)(2) authorizes a levy of Fifty Hundredths (0.50) mill on the Taxable Valuation of all real and personal property in the City, with all revenues received being dedicated solely for the purpose of improvements and maintenance of City parks, forestry and recreation services; and

Section 7-201(A)(3) authorizes a levy of Sixty Hundredths mill (0.60) on the Taxable valuation of all real and personal property in the City, with all revenues received being dedicated to fund public transportation services in the City of Flint through the Mass Transportation Authority; and

Section 7-201(A)(4) authorizes a levy of Two and Zero Hundredths (2.00) mills on the Taxable Valuation of all real and personal property in the City, with all revenues received being dedicated for the sole purpose of providing police services; and

Section 7-201(A)(5) authorizes a levy of Six and Zero Hundredths (6.00) mills on the Taxable Valuation of all real and personal property in the City, with all revenues received being used solely for the purpose of providing police and fire protection.

IT IS RESOLVED that there shall be levied against every dollar of all taxable property appearing on the 2022 Assessment Rolls of the City of Flint, through the constitutional and statutory processes of County and State Equalization, a total of Nineteen and Ten Hundredths (19.10) mills of which Seven and Fifty Hundredths (7.50) mills shall be for General City Operating Purposes; Two and Fifty Hundredths (2.50) mills shall be for retirement of debt, improvements and other purposes as provided in Section 7-201 of the Flint City Charter, as amended; Two and Zero Hundredths (2.00) mills shall be for Police Services; Fifty Hundredths

(0.50) mill shall be for the purpose of improvements and maintenance of City parks, forestry and recreation services; Sixty Hundredths (0.60) mill shall be for the purpose of funding public transportation services in the City by the Mass Transportation Authority; and, Six and Zero Hundredths (6 0) mills shall be for Police and Fire Services.

BE IT FURTHER RESOLVED that the City Assessor be and is hereby authorized to prepare the City of Flint 2023 Tax Roll by spreading said taxes authorized and levied for City of Flint purposes, School purposes, and Special Authority purposes in one column of said tax roll, and the provisional parts of said rate, namely, General City Operating purposes, Debt Services and Capital Improvement Programs, School purposes and Special Authority purposes, be shown on the Tax Statement.

Operating Millage Name	Millage Rate
General Operating	7.50 mills
Public Improvement	2.50 mills
Police Services	2.00 mills
Public Transportation	0.60 mills
Parks & Recreation	0.50 mills
Police & Fire Protection	6.00 mills
Total	19.10 mills

APPROVED AS TO FORM:


William Kim (May 11, 2023 09:30 EDT)

William Kim, City Attorney


Sheldon A. Neeley, Mayor

APPROVED AS TO FINANCE:


Jane Mager (May 10, 2023 15:26 EDT)

Jane Mager, Acting Chief Financial Officer

CITY COUNCIL:



240217



RESOLUTION NO.: _____

PRESENTED: MAY 29 2024

ADOPTED: _____

RESOLUTION TO ADOPT THE 2024 OPERATING MILLAGE RATE OF 1.8806 MILLS FOR THE CITY OF FLINT'S DOWNTOWN DEVELOPMENT AUTHORITY DISTRICT TO BE LEVIED ON THE TAXABLE VALUATION FOR ALL REAL AND PERSONAL PROPERTY LOCATED IN THE CITY OF FLINT'S DOWNTOWN DEVELOPMENT AUTHORITY DISTRICT

BY THE MAYOR AND CITY COUNCIL:

The City of Flint under P.A. 206 of 1893, as amended (MCL 211.24e) provides that a public hearing be held by a local taxing unit, which proposes to increase operating revenues over the maximum amount allowed to be levied without a hearing; and

The proposed millage rate must be established by a resolution adopted by the governing body of the taxing unit before it conducts the hearing; and

Based upon the decrease in the Taxable Valuation of all taxable real and personal property located in the Downtown Development Authority in the City of Flint, the levy of ad valorem taxes will not generate any increase in revenues which would exceed the maximum level allowed by MCL 211.24e(2), as amended.

BE IT RESOLVED, that the City Council of the City of Flint adopts the levy of 1.8806 mills for the ensuing (FY2024-2025) Downtown Development Authority operating budget.

APPROVED AS TO FORM:

William Kim

William Kim, City Attorney
City Attorney

Clyde D Edwards / AD206

Clyde Edwards, City Administrator

APPROVED AS TO FINANCE:

Phillip Moore

Phillip Moore
Acting Chief Financial Officer

Sheldon A. Neeley

Sheldon A. Neeley, Mayor

CITY COUNCIL:



RESOLUTION NO.: _____
PRESENTED: JUN - 5 2023
ADOPTED: JUN 12 2023

RESOLUTION TO ADOPT THE 2023 OPERATING MILLAGE RATE OF 1.8806 MILLS FOR THE CITY OF FLINT'S DOWNTOWN DEVELOPMENT AUTHORITY DISTRICT TO BE LEVIED ON THE TAXABLE VALUATION FOR ALL REAL AND PERSONAL PROPERTY LOCATED IN THE CITY OF FLINT'S DOWNTOWN DEVELOPMENT AUTHORITY DISTRICT

BY THE MAYOR AND CITY COUNCIL:

The City of Flint under P.A. 206 of 1893, as amended (MCL 211.24e) provides that a public hearing be held by a local taxing unit, which proposes to increase operating revenues over the maximum amount allowed to be levied without a hearing, and

The proposed millage rate must be established by a resolution adopted by the governing body of the taxing unit before it conducts the hearing, and

Based upon the decrease in the Taxable Valuation of all taxable real and personal property located in the Downtown Development Authority in the City of Flint, the levy of ad valorem taxes will not generate any increase in revenues which would exceed the maximum level allowed by MCL 211.24e(2), as amended.

BE IT RESOLVED, that the City Council of the City of Flint adopts the levy of 1.8806 mills for the ensuing (FY2023-2024) Downtown Development Authority operating budget.

APPROVED AS TO FORM:

APPROVED AS TO FINANCE:


William Kim, May 11 2023 09:30:13

William Kim, City Attorney
City Attorney


Jane Mager, May 10 2023 15:26:48T

Jane Mager
Acting Chief Financial Officer



Sheldon A. Neeley, Mayor

CITY COUNCIL:



24021B



RESOLUTION NO.: _____

PRESENTED: MAY 29 2024

ADOPTED: _____

RESOLUTION TO ASSESS STREET LIGHTING COSTS FOR FY2025

BY THE MAYOR AND CITY COUNCIL:

Whereas, the City's General Fund cannot support the cost of operating, maintaining, and improving City street lighting. The provision of street lighting provides essential benefits with respect to the public safety and welfare of the City, its residents, and property owners. If the City stopped providing street lighting, it follows that crime would increase; the fear of crime would increase; there would be more accidents; and the quality of life and value of property would suffer; and

Whereas, the City has authority to specially assess for the cost of operating, maintaining, and improving street lighting under the Home Rule City Act, Act 279, Michigan Public Acts of 1909, as amended, MCL 117.1 *et seq.*; and

Whereas, pursuant to Emergency Manager Order No. 32, adopted June 27, 2012, a special assessment district was established for street lighting.

Whereas, the Chief Financial Officer has caused to be prepared plans and cost estimates for the continued provision of street lighting.

Whereas, the FY2024/25 budget contains an expenditure appropriation of \$2,964,751 for street lighting. There are estimated to be 55,153 parcels in the City subject to this assessment. The cost of operating, maintaining, and improving street lighting will be spread equally to all parcels in the City, since all property owners benefit from a well-lit city. The fee charged per parcel will be \$72.18. This assessment remains the same from FY2023/24.

THEREFORE, BE IT IS RESOLVED that effective July 1, 2024, the cost of operating, maintaining, and improving street lighting, as contemplated under MCL 117.4d, shall be assessed against the special lighting district to provide for the operational costs of the current system and to enable upgrades and improvements to street lighting throughout the City. The assessment will be collected through the property tax bill for all property owners. The amount to be assessed will be adjusted annually to reflect the projected cost for the operational, maintenance, and improvement costs, and the number of property owners.

BE IT FURTHER RESOLVED that the cost per parcel for the July 2024 tax bill will be set at \$72.18 per parcel.

BE IT FURTHER RESOLVED that all funds shall be used exclusively for the purpose intended – for the payment of costs permitted under MCL 117.4d(2)(b), including engineering, financial, legal, administrative services, and operation and maintenance of the City street lighting system.

APPROVED AS TO FORM:

APPROVED AS TO FINANCE:




William Kim
City Attorney



Phillip Moore
Chief Financial Officer

CLYDE D EDWARDS / A0203

Clyde Edwards, City Administrator



Sheldon A. Neeley, Mayor

CITY COUNCIL:



RESOLUTION NO.: _____
 PRESENTED: JUN - 5 2023
 ADOPTED: JUN - 8 2023

RESOLUTION TO ASSESS STREET LIGHTING COSTS FOR FY2024

BY THE MAYOR AND CITY COUNCIL:

Whereas, the City's General Fund cannot support the cost of operating, maintaining, and improving City street lighting. The provision of street lighting provides essential benefits with respect to the public safety and welfare of the City, its residents, and property owners. If the City stopped providing street lighting, it follows that crime would increase; the fear of crime would increase; there would be more accidents; and the quality of life and value of property would suffer; and

Whereas, the City has authority to specially assess for the cost of operating, maintaining, and improving street lighting under the Home Rule City Act, Act 279, Michigan Public Acts of 1909, as amended, MCL 117.1 *et seq.*; and

Whereas, pursuant to Emergency Manager Order No. 32, adopted June 27, 2012, a special assessment district was established for street lighting.

Whereas, the Chief Financial Officer has caused to be prepared plans and cost estimates for the continued provision of street lighting.

Whereas, the FY2023-24 budget contains an expenditure appropriation of 2,850,741 for street lighting. There are estimated to be 38,847 parcels in the City subject to this assessment. The cost of operating, maintaining, and improving street lighting will be spread equally to all parcels in the City, since all property owners benefit from a well-lit city. The fee charged per parcel will be \$72.18. This assessment remains the same from FY2022-23.

THEREFORE, BE IT IS RESOLVED that effective July 1, 2023, the cost of operating, maintaining, and improving street lighting, as contemplated under MCL 117.4d, shall be assessed against the special lighting district to provide for the operational costs of the current system, and to enable upgrades and improvements to street lighting throughout the City. The assessment will be collected through the property tax bill for all property owners. The amount to be assessed will be adjusted annually to reflect the projected cost for the operational, maintenance and improvement costs, and the number of property owners.


BE IT FURTHER RESOLVED that the cost per parcel for the July 2023 tax bill will be set at \$72.18 per parcel.

BE IT FURTHER RESOLVED that all funds shall be used exclusively for the purpose intended for the payment of costs permitted under MCL 117.4d(2)(b), including engineering, financial, legal, administrative services, and operation and maintenance of the City street lighting system.

APPROVED AS TO FORM:


APPROVED AS TO FINANCE:


William Kim (May 11, 2023 09:30 EDT)


Jane Mager (May 10, 2023 15:26 EDT)

William Kim
City Attorney

Jane Mager
Acting Chief Financial Officer


Sheldon A. Neeley, Mayor

CITY COUNCIL:





240219

RESOLUTION NO.: _____

PRESENTED: MAY 29 2024

ADOPTED: _____

RESOLUTION TO SET A USER FEE FOR MUNICIPAL SOLID WASTE COSTS FOR FY2025

BY THE MAYOR AND CITY COUNCIL:

Whereas, the City's General Fund cannot support and subsidize the cost of solid waste collection and disposal. The provision of solid waste collection and disposal provides essential benefits with respect to the health, welfare, and public safety of the City, its residents, and property owners. If the City stopped providing solid waste collection and disposal services health issues would arise and there a loss of quality of life and the value of property would suffer; and

Whereas, the City has authority to collect a user fee for the cost of waste collection, disposal and related activities under the Home Rule City Act, Michigan Public Acts of 1909 as amended, MCL 117.1 et seq. and the Revenue Bond Act of 1933, Act 94, Public Acts of Michigan 1933, as amended, MCL 141.101 et seq.; and

Whereas, pursuant to Emergency Manager Order No. 28 – Brown and Emergency Manager Order No. 21 – Earley, the special 3 mill levy for waste collection was discontinued effective July 1, 2012 and a user fee structure was established based solely on costs associated with the City's waste management plan, to include waste collection, disposal and related activities and shall be proportionate to the underlying cost of the service; and

Whereas, the user fee shall be charged to residential and multi-family dwellings up to four units, and the charge shall be based on the number of units, and the charge shall be placed on the tax bill; and

Whereas, commercial and industrial properties will not be charged, as they do not receive waste collection service from the City; and

Whereas, the Chief Financial Officer has caused to be prepared plans and cost estimates for the continued provision of solid waste collection and disposal along with associated costs; and

Whereas, the FY2024/25 budget contains an expenditure appropriation of \$7,271,558 for solid waste collection, disposal, and associated costs. There are estimated to be 33,531 parcels in the City subject to this user charge. The cost of the City's solid waste collection and disposal program along with all supporting costs shall be spread equally to all residential and multi-family dwellings. The charge established shall be \$202.56 and will remain the same as the prior year.

THEREFORE, BE IT IS RESOLVED that effective July 1, 2024, the cost of collecting, disposing of, and City related operating, maintenance, and collection activities as contemplated under MCL 117.1 et seq and MCL 141.101 et seq., shall be charged to each residential and multi-family dwellings up to four units; and


BE IT FURTHER RESOLVED effective July 1, 2024, the user fee shall be \$202.56 to be charged to residential and multi-family dwellings up to four units, and the charge shall be calculated on the number of units and the charge shall be placed on the July 2024 tax bill; and

BE IT FURTHER RESOLVED that commercial and industrial properties will not be charged as they do not receive waste collection services from the City; and


BE IT FURTHER RESOLVED that all funds shall be used exclusively for the purpose intended – for the payment of costs permitted under MCL 117.1 et seq., and the Revenue Bond Act of 1933, Act 94 as amended MCL 141.101 et seq. including collection, disposal, legal and administrative services associated and appropriated for in the City’s Garbage Collection Special Revenue Fund.

APPROVED AS TO FORM:

APPROVED AS TO FINANCE:


William Kim (May 24, 2024 16:14 EDT)

William Kim
City Attorney


Phillip Moore (May 24, 2024 11:37 EDT)

Phillip Moore
Chief Financial Officer


CLYDE D EDWARDS / A0208 (May 24, 2024 16:35 EDT)

Clyde Edwards, City Administrator


Sheldon A. Neeley, Mayor

CITY COUNCIL:



RESOLUTION NO.: _____
 PRESENTED: JUN - 5 2023
 ADOPTED: JUN - 8 2023

RESOLUTION TO SET A USER FEE FOR MUNICIPAL SOLID WASTE COSTS FOR FY2024

BY THE MAYOR AND CITY COUNCIL:

Whereas, the City's General Fund cannot support and subsidize the cost of solid waste collection and disposal. The provision of solid waste collection and disposal provides essential benefits with respect to the health, welfare, and public safety of the City, its residents, and property owners. If the City stopped providing solid waste collection and disposal services health issues would arise and there a loss of quality of life and the value of property would suffer; and

Whereas, the City has authority to collect a user fee for the cost of waste collection, disposal and related activities under the Home Rule City Act, Michigan Public Acts of 1909 as amended, MCL 117.1 et seq. and the Revenue Bond Act of 1933, Act 94, Public Acts of Michigan 1933, as amended, MCL 141.101 et seq.; and

Whereas, pursuant to Emergency Manager Order No. 28 - Brown and Emergency Manager Order No. 21 - Earley, the special 3 mill levy for waste collection was discontinued effective July 1, 2012 and a user fee structure was established based solely on costs associated with the City's waste management plan, to include waste collection, disposal and related activities and shall be proportionate to the underlying cost of the service; and

Whereas, the user fee shall be charged to residential and multi-family dwellings up to four units, and the charge shall be based on the number of units and the charge shall be placed on the tax bill; and

Whereas, commercial and industrial properties will not be charged, as they do not receive waste collection service from the City; and

Whereas, the Chief Financial Officer has caused to be prepared plans and cost estimates for the continued provision of solid waste collection and disposal along with associated costs; and

Whereas, the FY2024 budget contains an expenditure appropriation of \$7,271,558 for solid waste collection, disposal and associated costs. There are estimated to be 31,456 parcels in the City subject to this user charge. The cost of the City's solid waste collection and disposal program along with all supporting costs shall be spread equally to all residential and multi-family dwellings. The charge established shall be \$202.56. This assessment remains the same from FY2022-23.


THEREFORE, BE IT IS RESOLVED that effective July 1, 2023, the cost of collecting, disposing and City related operating, maintenance and collection activities as contemplated under MCL 117.1 et seq and MCL 141.101 et seq., shall be charged to each residential and multi-family dwellings up to four units; and

BE IT FURTHER RESOLVED effective July 1, 2023, the user fee shall be \$202.56 to be charged to residential and multi-family dwellings up to four units, and the charge shall be calculated on the number of units and the charge shall be placed on the July 2023 tax bill; and

BE IT FURTHER RESOLVED that commercial and industrial properties will not be charged as they do not receive waste collection services from the City; and


BE IT FURTHER RESOLVED that all funds shall be used exclusively for the purpose intended for the payment of costs permitted under MCL 117.1 et seq., and the Revenue Bond Act of 1933, Act 94 as amended MCL 141.101 et seq. including collection, disposal, legal and administrative services associated and appropriated for in the City's Garbage Collection Special Revenue Fund.

APPROVED AS TO FORM:



William Kim (May 11, 2023 09:30 EDT)

William Kim
City Attorney



Sheldon A. Neeley, Mayor

APPROVED AS TO FINANCE:




Jane Mager (May 10, 2023 15:26 EDT)

Jane Mager
Acting Chief Financial Officer

CITY COUNCIL:



240220



RESOLUTION NO.: _____

PRESENTED: MAY 29 2024

ADOPTED: _____

RESOLUTION TO ADOPT THE 2024-2025 MASTER FEE SCHEDULE

BY THE MAYOR AND CITY COUNCIL:

Pursuant to the Home Rule Cities Act, *MCL 117 et seq*, a local unit of government may defray the cost of services by collection of user fees; and

User fees are charged for services that benefit the individual or entity charged, and avoid municipal subsidization of services not provided to the general public; and

It is the desire of the City of Flint to ensure that user fees reflect the cost of services in the fiscal year 2025.


IT IS RESOLVED that the Biennial Master Fee Schedule, which includes Water and Wastewater Volumetric Rates and Service Charges, attached hereto and made a part hereof, be approved and implemented as outlined, and kept on file with the City Clerk.

IT IS FURTHER RESOLVED that the attached Biennial Master Fee Schedule can and will be modified, should the need arise, at any time during the biennial timeframe for fiscal year FY2025.

BE IT FURTHER RESOLVED that the appropriate City Officials be and are hereby authorized to do all things necessary to implement and collect the attached user fees, effective July 1, 2024.

APPROVED AS TO FORM:

APPROVED AS TO FINANCE:


William Kim (May 23, 2024 10:44 EDT)
William Kim, City Attorney


Phillip Moore (May 29, 2024 1:07 EDT)
Phillip Moore, Chief Financial Officer

CLYDE D EDWARDS / A0207
CLYDE D EDWARDS / A0207 (May 26, 2024 10:56 EDT)
Clyde Edwards, City Administrator


Sheldon A. Neeley, Mayor

CITY COUNCIL:

**City of Flint
Master Fee Schedule**

Effective 7-1-2024

Division	Service Name / Fee Type	FY24/25 Fee
TRANSPORTATION, DEVELOPMENT, and ZONING DEPARTMENT		
Electrical	Registration Fee: Electrical Contractor	\$ 30.00
Plumbing	Registration Fee: Plumbing Contractor	\$ 15.00
Mechanical	Registration Fee: Mechanical Contractor	\$ 15.00
Engineering	Photocopies:	
	Letter/Legal	\$ 1.00
	Ledger	\$ 2.00
	Blueprints:	
	12" x 24"	\$ 2.00
	18" x 36"	\$ 4.00
	24" x 36"	\$ 6.00
	Large (per sq. ft.)	\$ 1.00
	Right-of-Way (ROW) Permit and Inspection	\$ 100.00
	Right-of-Way (ROW) Failure to pull permit	\$ 300.00
Permit Fees	Garbage Receptacles: Large Moveable	\$ 45.00
Permit Fees-Building: New Construction, Alterations, Renovations, Remodelling (based on cost of same)	Cost of Project:	Minimum \$140.00 per Inspection
	Up to \$2,000	\$ 140.00
	\$2,001 - \$50,000	\$ 140.00
	Plus, per \$1,000 or part thereof over \$2,000	\$ 27.00
	\$50,001 - \$500,000	\$ 1,100.00
	Plus, per \$1,000 or part thereof over \$50,000	\$ 23.00
	\$500,001 - \$1,000,000	\$ 7,850.00
	Plus, per \$1,000 or part thereof over \$500,000	\$ 18.00
Permit Fees-Fence	<\$1,000 in cost, requiring only one inspection	\$140.00 (All fence permits requiring 1 inspection)
	>\$1,000 in cost, same as for new construction	
	Plus, per \$1,000 or part thereof over \$2,000	
Permit Fees-Signs	All Types: \$1.00 to \$2,000	\$ 140.00
	\$2,001 to \$50,000	\$ 140.00
	Plus, per \$500 over \$2,000	\$ 27.00
	\$50,001 and over	\$ 1,623.00
	Plus, per \$500 over \$50,001	\$ 12.00
	Trailers or Temporary Signs: Over 6 square feet in area, per move or relocation between sites.	\$ 155.00
Permit Fees-Signs (cont'd)	Signs erected over public property, additional fee per square foot of area (one side)	\$ 18.00
	Signs, Types 3 & 4 on public property (excluding charitable purposes):	
	Annual Privilege Fee	\$ 225.00
Permit Fees-Reroofing or Residing	Value <\$5,000 requiring one inspection	\$ 140.00
	Value >\$5,000, same as new construction	\$ 140.00
	Plus, per \$1,000 or part thereof over \$2,000	\$ 27.00
	Removal of Aluminum Siding	\$ 140.00
Permit Fees- Certificate of Use & Occupancy	Issued w/Building Permit for:	
	Change in Use	\$ 140.00
	Same or Existing Prior Use	\$ 140.00
Permit Fees- Inspections	Fee per Hour (special requests & survey inspections, during regular working hours.)	\$ 200.00
Permit Fees- Demolition or Moving	Minimum Fee	\$ 140.00
	Plus, per 1,000 cubic of structure	\$ 8.00
	Special services or procedures-fee established by building official.	
	Residential Garages	\$ 140.00
Permit Fees- Miscellaneous	Temporary structures, per 6 months	\$ 270.00
Permit Fees-Parking Lot & Driveway Construction (all types)	1,000 square feet and over: Same Fee as for New Construction	same as new
Permit Fees- Swimming Pools	Same Fee as for New Construction	same as new
Permit Fees-Tank Removal	Above Ground & Underground Storage Tanks	\$ 140.00
Permit Fees-Trades	Hourly Rate for Technical Trades	\$ 200.00

**City of Flint
Master Fee Schedule**

Effective 7-1-2024

Division	Service Name / Fee Type	FY24/25 Fee
Permit Fees-Appeals	Building Code Board of Appeals	\$ 350.00
	\$0 - \$50,000	\$ 330.00
Permit Fees-Plan Examination (based on cost of project)	\$50,001 - \$500,00	\$ 336.00
	Plus, per \$1,000 or part thereof over \$50,000	\$ 9.00
	Over \$500,000	\$ 4,386.00
	Plus, per \$1,000 or part thereof over \$500,000	\$ 2.00
	Plan examination, mechanical, plumbing, electrical or site work only, per hour	\$ 200.00
	Simple alteration and additions, per hour	\$ 200.00
	Plan examination done by outside agency, City Administrative Charge	N/A
Permit Fees-Refund Policy	Administrative Fee for all cancelled or transferred permits	\$ 75.00
	Additional work already performed, per hour.	\$ 200.00
Permit Fees-Re-Submissions	Construction Projects/Approval of pre-manufactured units, per hour (1 hour minimum)	same as new
Permit Fees-Penalties	(for work begun prior to obtaining proper permit)	
	Up to \$5,000	\$ 412.00
	Over \$5,000	\$ 825.00
Permit Fees-Rentals	Rental License & Registration Fee (one-time)	\$ 250.00
	Inspection Fee (compliance w/IPMC) (tri-annual)	
	Multi-Family Dwellings:	
	Base Fee	\$ 105.00
	Per Building (after one)	\$ 38.00
	Per Unit (after one, less than 5)	\$ 90.00
	Per Unit (five through fifty)	\$ 75.00
	Per Unit (51 & over)	\$ 45.00
	Single Family Dwellings	\$ 225.00
	Two-Family Dwellings	\$ 300.00
	Vacant Property Registration	\$ 250.00
Permit Fees-Rentals (cont'd)	Penalty fees for non-registration and inspection:	
	1 & 2 Family	\$ 450.00
	3-10 Units	\$ 600.00
	Over 10 Units	\$ 1,000.00
Building Inspections	Complaint Inspection	\$ 150.00
Permit Fees-Basic Building Code	Disconnect sanitary sewer service line & water service line:	
	Water svc line 2" or less in diameter	\$ 169.00
	Water svc line >2" in diameter	\$ 720.00
	Sanitary sewer svc line 12" or less in diam.	\$ 169.00
	Sanitary sewer svc line >12" in diam.	\$ 720.00
Permit Fees-Mechanical Fees	Minimum Fee	\$ 140 per inspection
	Permit Base Fee	\$ 75.00
Permit Fees-Mechanical: Heating Equipment	Water Heaters	\$ 15.00
	Furnaces & Boilers	\$ 60.00
	Central Air Conditioning & Heat Pump	\$ 57.00
	Duct System/Hydronic Piping	\$ 57.00
	Power Exhaust/Plus Base Fee	\$ 14.00
	Exhaust Fan (for Bathroom & Kitchen Hoods)	\$ 14.00
	Flue Damper/Vent Damper Plus Base Fee	\$ 14.00
	Humidifiers/Plus Base Fee	\$ 14.00
	Electronic Air Cleaner/Plus Base Fee	\$ 14.00
	Condensate Pumps/Plus Base Fee	\$ 14.00
	Gas Piping, New Installation, Each Outlet	\$ 14.00
	Chimney	\$ 39.00
Permit Fees-Mechanical: Solid Fuel	Complete Wood Stoves, Fireplace Inserts, Add-on Furnaces	\$ 52.00
Permit Fees-Mechanical: Solar Equipment	Solar Equipment System	\$ 57.00
	Additional Panels	\$ 14.00
	Solar Domestic Hot Water System	\$ 57.00
	Additional Panels	\$ 14.00
Permit Fees- LPC & Fuel Oil Tanks	LPC & Fuel Oil Tanks, Piping Fee Included	\$ 39.00
Permit Fees-Engineering	Sidewalk and Approach Permit	\$ 42.00
	Excavation Permit	\$ 28.00
	Curb Cut Permit / LFT	\$ 7.00
	Storm Sewer Tap Inspection (2)	\$ 236.00
	Sanitary Wye Connection	\$ 482.00
	Grade Stakes	Time and Material
	Pavement Break: (Per Sq. Ft. Area) Add additional \$100.00 for Major Roads	
	0-16	\$ 828.00
	17-49	\$ 1,243.00
	50-81	\$ 1,656.00
82-100	\$ 2,208.00	
101-144	\$ 2,611.00	
145 and over	\$ 3,036.00	

**City of Flint
Master Fee Schedule**

Effective 7-1-2024

Division	Service Name / Fee Type	FY24/25 Fee
Permit Fees-Small Cell Wireless Facilities	<u>Permit Application Fee</u> (a) For each small cell wireless facility attached to an existing utility pole; or	\$ 200.00
	(b) For each small cell wireless facility and new utility pole	\$ 300.00
	<u>Annual Permit Fee</u> (a) For each small cell wireless facility attached to an existing utility pole; or	\$ 20.00
	(b) For each small cell wireless facility attached to a utility pole erected by or on behalf of the permit holder	\$ 125.00
Mechanical Fees-Incinerators	Incinerators	\$ 57.00
Mechanical Fees-Inspections	Hourly Rate	\$ 200.00
Mechanical Fees-Re-Inspections	Re-inspections or Final Inspection	\$ 140.00
Mechanical Fees-Special Inspection	Special Inspection Pertaining to Sale of Bldg	\$ 200.00
Mechanical Fees-Insurance	Insurance Inspections	\$ 200.00
Mechanical Fees-Overtime	Overtime Inspection: 1st hour	\$ 300.00
	Overtime Inspection: each additional hour	\$ 150.00
Mechanical Fees-Equipment	Inspected equipment...supplemental permit...minimum	\$ 140.00
Mechanical Fees-Refunds	Refunds/Transfers	\$ 75.00
Mechanical Fees-Refrigeration	Evaporator Coils under 5 h.p. (per cooler unit)	\$ 60.00
	Evaporator Coils 5 h.p. & over (per cooler unit)	\$ 84.00
Mechanical Fees-Compressor	15 h.p. to 50 h.p. (each compressor)	\$ 84.00
	Over 50 h.p. (each compressor)	\$ 114.00
Mechanical Fees-Chillers	Each Chiller	\$ 193.00
Mechanical Fees-Cooling Towers	Each Cooling Tower	\$ 110.00
Mechanical Fees-Duct System/Piping	Duct System/Hydronic Piping, Gaseous Hydrogen, Fire Suppression/Protection System: Under \$3,000	\$ 60.00
	\$3,000 - \$7,999	\$ 93.00
	\$8,000 - \$10,999	\$ 130.00
	\$11,000 - \$15,000	\$ 151.00
	Each additional \$3,000 over \$15,000	\$ 25.00
Mechanical Fees-Ventilation/Exhaust	Fans under 1,500 cfm	\$ 14.00
	1,500 cfm to 10,000 cfm	\$ 60.00
	Over 10,000 cfm	\$ 114.00
Mechanical Fees-Heat Recovery	Heat Recovery & Wall Fan Coils	\$ 22.00
Mechanical Fees-Commercial Range	Commercial Range Hoods	\$ 57.00
Mechanical Fees-Other Hoods	Other Specified Hoods	\$ 51.00
Mechanical Fees-Barbecues	Commercial Barbecues	\$ 60.00
Mechanical Fees-Exhaust	Power Exhaust/Plus Base Fee	\$ 14.00
Mechanical Fees-Exhaust Fan	Exhaust Fan (for Bathroom)	\$ 14.00
Mechanical Fees-Flue/Vent Damper	Flue Damper/Vent Damper Plus Base Fee	\$ 14.00
Mechanical Fees-Humidifier	Humidifiers/Plus Base Fee	\$ 14.00
Mechanical Fees-Air Cleaners	Electronic Air Cleaner/Plus Base Fee	\$ 14.00
Mechanical Fees-Condensate Pump	Condensate Pumps/Plus Base Fee	\$ 14.00
Mechanical Fees-Gas Piping	New Installation, each outlet	\$ 14.00
Mechanical Fees-Chimney	Chimney, includes Breaching	\$ 39.00
Plumbing Fees-Minimum	Minimum Fee	\$ 140 per inspection
	Permit Base Fee	\$ 75.00
	Water Heaters	\$ 15.00
	Fixtures, each	\$ 19.00
	Stacks, Vents	\$ 28.00
	Reduced pressure zone backflow preventor (ea)	\$ 19.00

**City of Flint
Master Fee Schedule**

Effective 7-1-2024

Division	Service Name / Fee Type	FY24/25 Fee
Plumbing Fees- Water Distribution System	Distance from meter:	
	<1 inch	\$ 54.00
	1 inch	\$ 84.00
	2 inches	\$ 126.00
	3 inches	\$ 168.00
	4 inches	\$ 213.00
	>4 inches	\$ 273.00
Plumbing Fees- Sewer (Sanitary & Storm)	Up to 150 ft lines:	
	6 inches or less	\$ 140.00
	8 inches	\$ 166.00
	10 inches	\$ 180.00
	12 inches	\$ 200.00
	14 inches	\$ 208.00
	16 inches	\$ 217.00
	18 inches	\$ 237.00
	Over 18 inches	\$ 247.00
	Per foot over 150 feet	\$ 1.00
Plumbing Fees- Sump Line	Sump line is special rate	\$ 140.00
Plumbing Fees- Residential Sewer	Residential sewer, repair only, no base fee	\$ 140.00
Plumbing Fees- Manhole	Manhole & Catch Basins	\$ 43.00
Plumbing Fees- Sewage Sumps	Sewage Sumps, Ejections	\$ 20.00
Plumbing Fees- Connections	Connection of building drains to building sewer	\$ 24.00
Plumbing Fees- Heat Recliner	For industrial/commercial water heater, no base fee	\$ 140.00
Plumbing Fees- Lawn Sprinkler	Lawn Sprinkler System, no base fee	\$ 140.00
Plumbing Fees- Water Softener	Water Softener & Water Conditioner, no base fee	\$ 140.00
Plumbing Fees	Medical Gas	\$75 plus \$7.50 per connection
Plumbing Fees- Inspection	Hourly Rate	\$ 200.00
Plumbing Fees- Re-inspection	Re-inspections or Final Inspection	\$ 140.00
Plumbing Fees- Special Inspection	Special Inspection Pertaining to Sale of Bldg	\$ 200.00
Plumbing Fees- Insurance	Insurance Inspections	\$ 200.00
Plumbing Fees- Overtime	Overtime Inspection: 1st hour	\$ 300.00
	Overtime Inspection: each additional hour	\$ 150.00
Plumbing Fees- Equipment	Supplemental Permit, minimum	\$ 140.00
Plumbing Fees- Refund	Refunds/Transfers	\$ 75.00
Electrical Fees	Residential/Commercial:	
	Minimum Fee	\$ 140 per inspection
	Permit Base Fee	
Electrical-Circuits	First & Second (each)	\$ 15.00
	Third & Over (each)	\$ 12.00
Electrical- Service/Power	Service for Light, Heat or Power:	
	Up to 100 amp switch	\$ 22.00
	Over 100 to 200 amp switch	\$ 51.00
	Over 200 to 400 amp switch	\$ 87.00
	Over 400 to 1,000 amp switch	\$ 144.00
	Over 1,000 to 2,000 amp switch	\$ 226.00
	Over 2,000 amp switch	\$ 240.00
Electrical-Signs	Each Sign	\$ 22.00
	Each Additional Sign	\$ 11.00
Electrical - Fixtures/Plugs	Fixtures & Plugs, each	\$ 3.00
Electrical-Power Units (hp)	Over 1/4 hp to 1.0 hp	\$ 26.00
	Over 1.0 hp to 10 hp	\$ 63.00
	Over 10 hp to 20 hp	\$ 77.00
	Over 20 hp to 30 hp	\$ 87.00
	Over 30 hp to 40 hp	\$ 102.00
	Over 40 hp to 50 hp	\$ 114.00
	Over 50 hp to 75 hp	\$ 150.00
	Over 75 hp to 100 hp	\$ 177.00
	Over 100 hp to 150 hp	\$ 202.00
	Over 150 hp	\$ 226.00
Electrical-Trailer Parks	Per Site	\$ 26.00
Electrical-Feeders	Feeders, Mains, Bus Ducts 50 feet or fraction	\$ 15.00
Electrical Fees- Inspection	Hourly Rate	\$ 200.00
Electrical Fees- Re-inspection	Re-inspections or Final Inspection	\$ 140.00
Electrical Fees- Special Inspection	Special Inspection Pertaining to Sale of Structure	\$ 200.00

**City of Flint
Master Fee Schedule**

Effective 7-1-2024

Division	Service Name / Fee Type	FY24/25 Fee
Electrical Insurance	Insurance Inspections	\$ 200.00
Electrical Fees- Overtime Inspections	Per existing policy:	
	Overtime Inspection: 1st hour	\$ 300.00
	Overtime Inspection: each additional hour	\$ 150.00
Electrical Fees- Supplemental	Supplemental Permit, minimum fee	\$ 140.00
Electrical Fees-	Minimum Fee	\$ 75.00
Refunds/Transfers	Hourly Rate, work already performed	\$ 200.00
Building Inspections	Copies of Rental License	\$ 9.00
Building Inspections	Copies of V/N	\$ 9.00
Building Inspections	Copies, per sheet (over the counter)	\$ 9.00
Street Fees	Temporary Street Closure - Special Events	
	1-25 Barricades	\$ 25.00
	26-50 Barricades	\$ 50.00
	51-75 Barricades	\$ 75.00
	76-100	\$ 100.00
	100 Plus Barricades	\$ 150.00
Consumer Pavement Break	Concrete Driveways/Sidewalks (Sq. Ft.)	\$ 7.00
	Asphalt Driveways (Sq. Ft.)	\$ 12.00
	Saw Cutting (Lineal Ft.)	\$ 5.00
	Concrete Streets (Sq. Ft.)	\$ 17.00
	Concrete Streets (Majors)(Sq. Ft.)	\$ 20.00
	Asphalt Streets (Sq. Ft.)	\$ 15.00
	Asphalt Streets (Majors)(Sq. Ft.)	\$ 17.00
	Concrete/Asphalt Streets (Sq. Ft.)	\$ 18.00
	Concrete/Asphalt Streets (Majors)(Sq. Ft.)	\$ 18.00
	Concrete Curb (Lineal Ft.)	\$ 20.00
Street Restoration Inspection	Post inspection to verify backfill material for street restoration	\$ 70.00
Curb Construction- Reconstruction	Per lineal foot	\$ 7.00
	Application fee (includes permit administration, pre- and post-inspection only)	\$ 25.00
Drive Approach Construction- Reconstruction	Application fee (Includes permit administration, pre- and post-inspection only)	\$ 25.00
	Additional on-site review (hourly rate)	\$ 25.00
Sidewalk Installation- Reconstruction Permit	Application fee (includes permit administration, pre- and post-inspection only)	\$ 25.00
	Fee for 1-2 squares under 200 sq feet; additional squares \$5 each	\$ 75.00
Street Cut	Excavation permit for Street Cut, plus additional \$1.50 per square foot for a road cut	\$ 100.00
	Excavation fee per address (includes permit, specifications for cutting and backfilling, saw cutting, pavement restoration, and inspections)	\$ 100.00
	Inspection fee (pre and post inspection permit)	\$ 25.00
	Blanket inspection fee per address for subcontractors	\$ 25.00
	Directional Boring Permit	\$ 45.00
Street Maintenance ROW Inspection Fees	Concrete Sidewalks Inspection (\$0.75 per sq. for each 125 sq. ft.)	\$ 93.75
	Asphalt Driveway Inspection (\$0.50 per sq. ft. for each 100 sq. ft.)	\$ 50.00
	Saw cutting inspection (\$5 per Ln/Ft per ea. 14 ft.)	\$ 70.00
	Concrete Streets (\$2.50 per sq. ft for ea. 100 sq. ft.)	\$ 250.00
	Concrete Major Streets (\$3.00 per sq. ft for ea. 100 sq. ft.)	\$ 300.00
	Asphalt Streets (\$2.50 per sq. ft. for ea. 100 sq. ft.)	\$ 250.00
	Asphalt Streets (\$3 per sq. ft for ea. 100 sq. ft.)	\$ 300.00
	Concrete/Asphalt Streets (\$2.50 per sq. ft. up to 100 sq. ft.)	\$ 250.00
	Concrete/Asphalt Major Streets (\$3 per sq. ft. up to 100 sq. ft.)	\$ 300.00
	Concrete Curb (\$20 per Ln/ft up to 8 ln/ft)	\$ 180.00
Street Maintenance Permit Violation Fees (failure to get permit or inspection)	Directional Boring (<100) (\$0.90 per ln/ft up to 48 ln/ft)	\$ 43.20
	Directional Boring (>100) (\$0.50 per ln/ft between 49-360 ln/ft)	\$ 180.00
	Excavation without services location (Misc Dig)	\$ 250.00
	Excavation in green space, removal of sidewalks, and/or driveway approach without permit	\$ 250.00
	Backfilling in green space, pouring of concrete and/or asphalt for sidewalks, and/or driveway approach without inspection (removal of fill or materials may be ordered)	\$ 100.00
Street excavation or cutting of street without permit or preconstruction inspection	\$ 500.00	
Street (Major) excavation or cutting of street without permit or preconstruction inspection	\$ 1,000.00	
Backfilling of street cut, pouring of concrete and/or asphalt without inspection and/or approval by ROW Enforcement Officer (removal of fill or materials may be ordered)	\$ 750.00	

**City of Flint
Master Fee Schedule**

Effective 7-1-2024

Division	Service Name / Fee Type	FY24/25 Fee
	Failure/improper traffic control and/or work zone safety violations (per day or occurrence)	\$ 500.00
FIRE DEPARTMENT		
n/a	Fire Incident or Ambulance Run Report	\$ 5.00
n/a	Code enforcement - per hour	\$ 70.00
n/a	CPR/AED Training Certification (Non-City Employees)	\$ 65.00
n/a	CPR/AED Training, City Employee Certification (City Employee)	\$ 50.00
n/a	First Aid/CPR/AED Training Certification, Non-City Employee	\$ 85.00
n/a	First Aid/CPR/AED Training Certification, City Employee	\$ 70.00
n/a	AHA-Skills Testing	\$ 10.00
n/a	Classes - blood born pathogen Non-City Employee	\$ 20.00
n/a	Classes - blood born pathogens, City Employee	\$ 16.00
n/a	EMS Classes	\$ 1,975.00
n/a	Continuing Education Credits (per credit)	\$ 10.00
n/a	Hazardous Materials Cleanup	\$ 73.00
n/a	Vehicle Fire Response	\$ 500.00
n/a	Consumers Energy Standby	\$ 292.00
n/a	False Alarm Response, 1st	\$ -
n/a	False Alarm Response, 2nd	\$ 100.00
n/a	False Alarm Response, 3rd	\$ 250.00
n/a	False Alarm Response, 4th	\$ 500.00
n/a	False Alarm Response, 5th	\$ 1,000.00
n/a	Extrication	\$ 585.00
n/a	Candle Watch Fee	\$ 70.00
n/a	DHS Inspection	\$ 138.00
n/a	Fire Prev Insp - Assembly	\$ 104.00
n/a	Fire Prev Insp - Business	\$ 125.00
n/a	Fire Prev Insp - Education	\$ 150.00
n/a	Fire Prev Insp - Factory/Industry	\$ 150.00
n/a	Fire Prev Insp - High Hazard	\$ 215.00
n/a	Fire Prev Insp - Institutional	\$ 215.00
n/a	Fire Prev Insp - Mercantile	\$ 215.00
n/a	Fire Prev Insp - Mixed Use	\$ 215.00
n/a	Group Fire Prev Insp - Reinspections	\$ 35.00
n/a	Medical Asst.	\$ 45.00
n/a	Group Home, Senior Care and Assisted Living Facilities	\$ 150.00
n/a	Private Ambulance Asslet, per call (up to 4 Fire personnel)	\$ 150.00
n/a	Office Training Course	\$ 90.00
n/a	Structure Fires	\$ 500.00
n/a	Downed Power Line Security	\$ 200.00
n/a	Paramed Support for Private Amb.	\$ 100.00
n/a	Paramed Response for Vehicle Injury Accident	\$ 100.00
n/a	FF/EMT hourly rate	\$ 60.00
n/a	Sergeant hourly rate	\$ 69.00
n/a	Lieutenant hourly rate	\$ 69.00
n/a	Captain hourly rate	\$ 89.00
n/a	Battalion Chief hourly rate	\$ 93.00
n/a	Fire Apparatus Operator hourly rate	\$ 65.00
POLICE DEPARTMENT		
Patrol	Preliminary Breath Test	\$ 13.00
Patrol	Prostitution Sting Fee (City Portion Only)	\$ 875.00
Patrol	Prostitution Sting Fee (County Portion Only)	\$ 225.00
Patrol	Drunk Driving OUID Arrest	\$ 471.00
Patrol	Drunk Driving OUID Arrest With Accident	\$ 238.00
Patrol	Drunk Driving Blood Test	\$ 314.00
Patrol	Drunk Driving SOS Hearing	\$ 353.00
Patrol	Drunk Driving Court Hearing	\$ 353.00
Patrol	Police Officer (Overtime)	\$ 47.03
Patrol	Sergeant (Overtime)	\$ 50.35
Patrol	Police Lieutenant (Overtime)	\$ 58.92
Patrol	Police Captain (Overtime)	\$ 65.40
Records & Identification	Provision Center Employment Application Fee	\$ 150.00
Records & Identification	Accident / Incident Reports	\$ 13.00
Records & Identification	Copies of Complaints	\$ 13.00
Records & Identification	Criminal Expungement	\$ 100.00
Records & Identification	Fingerprinting (\$31 City, \$43.25 State of MI)	\$ 74.25
Records & Identification	Notary Fee	\$ 10.00
Records & Identification	Sex Offender Registration (City Portion only)	\$ 20.00
Records & Identification	Sex Offender Registration (State Portion only)	\$ 30.00
Records & Identification	Towing Fee (per tow)	\$ 100.00
Records & Identification	Towing Fee (per large tow)	\$ 275.00
Records & Identification	Towing Fee (motorcycle)	\$ 110.00
Records & Identification	Storage Fees on Regular Vehicles Towed (charge per day)	\$ 25.00

**City of Flint
Master Fee Schedule**

Effective 7-1-2024

Division	Service Name / Fee Type	FY24/25 Fee
Records & Identification	Storage Fees on Large Vehicles Towed (charge per day)	\$ 55.00
Records & Identification	Administrative Cost on impound vehicle or motorcycle	\$ 50.00
Records & Identification	Towing Fee (stolen vehicle/stolen motorcycle)	\$ 90.00
Records & Identification	Record check	\$ 13.00
CITY CLERK		
Licensing	Alcoholic Liquor Sales	\$ 1,000.00
Licensing	Ambulance Company - per Vehicle	\$ 150.00
Licensing	Ambulance Attendant New License	\$ 60.00
Licensing	Ambulance Attendant - Renewal	\$ 40.00
Licensing	Amusement Arcade	\$ 407.00
Licensing	Amusement Ride Bond (cash)	\$ 1,000.00
Licensing	Amusement Rides 1st Day	\$ 190.00
Licensing	Amusement Rides Additional Day	\$ 73.00
Licensing	Auctioneer (Daily <90 Days)	\$ 40.00
Licensing	Auctioneer (Yearly)	\$ 135.00
Licensing	Auto Body Shop/Mechanic Garages	\$ 425.00
Licensing	Bowling Alleys	\$ 300.00
Licensing	Cable Communications	3% of Gross
Licensing	Card Room 1st 3 Tables	\$ 65.00
Licensing	Card Room Additional Tables	\$ 65.00
Licensing	Club	\$ 466.00
Licensing	Convenience Stores	\$ 400.00
Licensing	Convenience Stores (Renewal)	\$ 200.00
Licensing	Dance Hall	\$ 305.00
Licensing	Dance (Public/Teen)	\$ 305.00
Licensing	Dance Permit (Liquor)	\$ 347.00
Licensing	Gasoline Station (first 2 Hoses)	\$ 75.00
Licensing	Gasoline Station (each Additional Hose)	\$ 10.00
Licensing	Going Out Of Business Sale (30 Days)	\$ 100.00
Licensing	Hall For Hire	\$ 250.00
Licensing	Hotel (1st 100 Rooms)	\$ 208.00
Licensing	Hotel (each additional Room)	\$ 7.00
Licensing	Junk Dealer	\$ 500.00
Licensing	Junk Yard/Storage	\$ 400.00
City Clerk	Lobbyist Registration Form (charge for each form filed)	\$ 125.00
City Clerk	Supplement to Lobbyist Registration Form (each filing)	\$ 15.00
City Clerk	Quarterly Lobbyist Reports (for each completed form)	\$ 25.00
Licensing	Parking Lot 11-25 Spaces	\$ 147.00
Licensing	Parking Lot 26-50 Spaces	\$ 147.00
Licensing	Parking Lot 51-100 Spaces	\$ 147.00
Licensing	Parking Lot 101-150 Spaces	\$ 147.00
Licensing	Parking Lot 151-250 Spaces	\$ 154.00
Licensing	Parking Lot 251-350 Spaces	\$ 184.00
Licensing	Parking Lot >350 Spaces	\$ 370.00
Licensing	Pawnbroker	\$ 400.00
Licensing	Peddler Processing Fee	\$ 15.00
Licensing	Peddler Yearly	\$ 191.00
Licensing	Peddler 6 Months	\$ 191.00
Licensing	Peddler 3 Months	\$ 191.00
Licensing	Peddler 1 Month	\$ 191.00
Licensing	Peddler Daily	\$ 191.00
Licensing	Peddler w/Vehicle	\$ 248.00
Licensing	Pool Room 1st 4 Tables	\$ 296.00
Licensing	Pool Room Additional Tables	\$ 112.00
Licensing	Precious Metal & Gem Dealer	\$ 229.00
Licensing	Second Hand Dealer	\$ 350.00
Licensing	Sidewalk Contractor	\$ 250.00
Licensing	Sign Hanger	\$ 200.00
Licensing	Skating Rink	\$ 279.00
Licensing	Snow Removal Vehicle	\$ 175.00
Licensing	Theater (per seat, \$300 max)	\$ 0.58
Licensing	Use of Streets	\$ 242.00
Licensing	Adult Entertainment Establishment	\$ 886.00
City Clerk	Copy of City Charter	\$ 15.00
City Clerk	City of Flint Code Book	\$ 300.00
City Clerk	Code Supplements	\$ 33.00
Elections	Photocopies - letter (8 1/2 x 11)	\$ 2.00
Elections	Photocopies - legal (8 1/2 x 14)	\$ 3.00
Elections	Voter Info (by Ward) - Excel file	\$ 40.00
Elections	Voter Info (City Wide) - Excel file	\$ 140.00
Elections	Precinct Guides	\$ 15.00
Elections	Ward Maps - Large	\$ 25.00

New Fee for larger vehicles

**City of Flint
Master Fee Schedule**

Effective 7-1-2024

Division	Service Name / Fee Type	FY24/25 Fee
ASSESSMENT OFFICE		
n/a	Record Reproduction (non FOIA)	
n/a	Residential	\$ 3.00
n/a	Commercial/Industrial	\$ 5.00
n/a	Tax Maps	\$ 23.00
n/a	Tax Maps (Full Set)	\$ 1,590.00
n/a	Deed Certification	\$ 20.00
n/a	Research Hourly Rate (1 hr minimum) (non FOIA)	\$ 91.00
n/a	Creating or Combining 2 Platted Parcels	\$ 100.00
n/a	Each additional parcel	\$ 50.00
n/a	Failure to File Property Transfer Affidavit:	
n/a	Residential \$5 per day up to \$200, beginning after 45 days	\$ 5.00 per day
n/a	Commercial \$20 per day up to \$1,000 beginning after 45 days	\$ 20.00 per day
FINANCE & PAYROLL		
n/a	Copies of Paychecks	\$ 4.00
n/a	Copies of Other (non-Paycheck) materials	\$ 1.00
n/a	Duplicate 1099s	\$ 12.00
n/a	Duplicate W2s	\$ 12.00
n/a	Insurance Form Completion	\$ 20.00
LAW OFFICE		
n/a	FOIA per page copy charge	\$ 0.10
n/a	FOIA Labor Rates	\$ 38.82
n/a	Film Permit Fee	\$ 100.00
n/a	Student Film Permit Fee	\$ 25.00
TREASURER		
n/a	Mortgage Company Tax Roll	\$ 50.00
n/a	Research Fee (non FOIA)	\$ 53.00
n/a	Income Tax Admin Review Fee	\$ 28.00
n/a	School District Summer Tax Levy (Other Districts)	\$ 250.00
n/a	Bounced Check Fee	\$ 50.00
n/a	Duplicate Bill	\$ 1.00
n/a	Affidavit Filing	\$ 25.00
n/a	Shutoff Posting Fee Single Account	\$ 25.00
n/a	Shutoff Posting Fee for Buildings with Multiple Accounts	\$ 40.00
PLANNING & ZONING		
n/a	Site Plan Review: Resid 3+ houses	\$ 1,002.00
n/a	Site Plan Review: Comm/Ind	\$ 1,002.00
n/a	PUD or Mixed Use Dvt: Preliminary	\$ 1,002.00
n/a	PUD or Mixed Use Dvt: Final	\$ 626.00
n/a	Revisions / Review	\$ 501.00
n/a	Special Approval / Conditional Use	\$ 1,002.00
n/a	Street or Alley Vacations	\$ 1,002.00
n/a	Street Name Change	\$ 1,002.00
n/a	Zoning Appeal/Variances/Interp: Comm.	\$ 1,002.00
n/a	Zoning Appeal/Variances/Interp: Resid.	\$ 626.00
n/a	Copies of Master Plan/ Zoning Ord/Large Format Maps	\$ 22.00
n/a	Zoning Change	\$ 1,253.00
n/a	Certificate of Zoning Compliance, per parcel	\$ 375.00
n/a	Signed Written Confirmation, per parcel	\$ 125.00
n/a	Zoning Lots: Resid prin parcel+1 parcel	\$ 188.00
n/a	Zoning Lots: Resid: each add'l parcel	\$ 251.00
n/a	Zoning Lots: Comm. prin parcel+1 parcel	\$ 251.00
n/a	Zoning Lots: Comm.: each add'l parcel	\$ 378.00
n/a	Real Property Acquisition	\$ 501.00
n/a	Real Property Disposition Processing Fee	\$ 501.00
n/a	Real Property Disp. Fee: Comm/ Ind.	\$ 1,002.00
n/a	Master Plan Update Surcharge	\$ -
n/a	Zoning Review of Bldg Permit	\$ 31.00
CODE ENFORCEMENT		
n/a	Administrative Hearings Bureau Costs	\$ 250.00
n/a	State Justice System Assessment (required by State statute)	\$ 10.00
n/a	Default Fee	\$ 100.00
n/a	Motion to Set Aside Default	\$ 20.00
n/a	Blight Violation Fine	\$ 250.00 - \$10,000.00
n/a	Cleanup Costs and Labor	\$ 35.00/hr
PLANNING & DEVELOPMENT - MARIHUANA		
Planning & Zoning	Background Check (expedited)	\$ 75.00
Planning & Zoning	Marihuana Location Confirmation Certificate (per parcel)	\$ 50.00
Planning & Zoning	(non refundable)	\$ 1,500.00
Planning & Zoning	Marihuana Site Plan Review Application	\$ 1,002.00
Planning & Zoning	Marihuana Site Plan Review Revisions	\$ 500.00
Planning & Zoning	Marihuana Zoning Board of Appeals Variance & Appeal	\$ 5,000.00
Planning & Zoning	Marihuana Zoning Violation (per offense)	\$ 500.00
Planning & Zoning	Marihuana Annual License	\$ 5,000.00
Police	Public Safety Quarterly Inspections - Police Dept.	\$ 250.00
Fire	Public Safety Quarterly Inspections - Fire Dept.	\$ 250.00
Blight Plans	Blight Plan Fee for Cannabis Company License Applications to the State	\$ 1,000.00
PARKS & RECREATION		

Commercial Fee New
New Fee - Due to amount of Information

\$50 Increase

Increase of \$15.29 per hour

Increase from \$1,500

New Fee

**City of Flint
Master Fee Schedule**

Effective 7-1-2024

Division	Service Name / Fee Type	FY24/25 Fee
n/a	Park Rental Fee	\$ 40.00
STREET LIGHTING FEES		
n/a	Streetlighting Fee - FY25	\$ 72.18
WASTE COLLECTION FEES		
n/a	Collection Fee - FY25	\$ 202.56
n/a	Garbage Cart Replacement : Small Moveable 65+ Gallon	Up to \$120
n/a	Garbage Cart Replacement : Large Moveable 95+ Gallon	Up to \$150
WATER SERVICE CENTER		
n/a	Hourly Labor Rate	\$ 50.00
n/a	Meter Inspection (Requested by Customer)	\$ 75.00
n/a	Meter Test Requested by Customer	\$ 225.00
n/a	See Why Low Pressure/No Water (no charge if caused by COF Water Dept.)	\$ 75.00
n/a	Lost or Stolen Meter Charge 5/8" x 3/4", 1", 1.5", and 2"	Cost of Meter + \$75.00
n/a	Transponder	Cost of Transponder + \$75.00
n/a	3"	Cost of Meter + \$100.00
n/a	4"	Cost of Meter + \$150.00
n/a	Adding "6" Enduro 2800"	Cost of Meter + \$250
n/a	6" S1000	Cost of Meter + \$200.00
n/a	8" Enduro 2800	Cost of Meter + \$300.00
n/a	VN Register	Cost of Meter + \$50.00
n/a	1.5" - 3/4" Line Reduction (meter reduction)	\$ 150.00
n/a	1"-5/8" Line Reduction (meter reduction)	\$ 102.00
n/a	1.5"-5/8" Line Reduction (meter reduction)	\$ 320.00
n/a	1.5" - 1" Line Reduction (meter reduction)	\$ 275.00
n/a	2" - 1" Line Reduction (meter reduction)	\$ 325.00
n/a	Water Service Turn On or Off: Regular	\$ 75.00
n/a	Water Service Turn Off: Emergency: Shop	\$ 100.00
n/a	Water Service Turn-Off: Non Payment	\$ 75.00
n/a	Water Service Turn-On: Non Payment Same Day	\$ 100.00
n/a	Water Service Turn-On: Non Payment Next Day	\$ 75.00
n/a	Water Service Turn On or Off: Regular: Shop	\$ 75.00
n/a	Frozen Meter Charge	Cost of Meter + \$75.00
n/a	Hydrant Meter Charge 5/8" (deposit \$779)	Deposit + \$75 install fee + \$50 monthly service charge + \$75 removal fee + Cost of Water.
n/a	Hydrant Meter Charge 1" (deposit \$1,050)	
n/a	Hydrant Meter Charge 3" (deposit \$2,323)	
n/a	Hydrant Meter Late Fee (assessed each month not returned)	\$250 per month
n/a	No Show Appointment	\$ 75.00
n/a	Thaw Frozen Lines	\$ 325.00
n/a	Cut & Plug 2" Water	\$ 508.00
n/a	Main Taps & Tie In	T&M
n/a	New Main and Service Line Inspection	T&M
n/a	Seasonal Meter Installation or Removal	\$ 75.00
n/a	Service Line Installation	\$ 200.00
n/a	Cut & Plug 3" and larger, also includes sewer-charge	T&M
n/a	Risor Repair 1.0" (deposit will be applied to T&M)	\$150 minimum deposit plus T&M
n/a	Risor Repair 1.5" (deposit will be applied to T&M)	\$150 minimum deposit plus T&M
n/a	Risor Repair 2.0" (deposit will be applied to T&M)	\$150 minimum deposit plus T&M
n/a	Riso Repair 3/4" Water (deposit will be applied to T&M)	\$150 minimum deposit plus T&M
n/a	Crawl space entry	\$ 100.00
n/a	Check and Waste Repair 3/4"	\$ 240.00
n/a	Check and Waste Repair 1"	\$ 255.00
n/a	Check and Waste Repair 1.5" (deposit applied to T&M)	\$150 deposit plus T&M
n/a	Check and Waste Repair 2.0" (deposit applied to T&M)	\$150 deposit plus T&M
n/a	Monthly Fire Line 2" line or smaller	\$25.00 per month
n/a	Monthly Fire Line 3" line or larger	\$ 50.00
n/a	Bacteriological Sample Test Non Customers	\$ 72.00
n/a	Make sure off found on - turned off & stuffed curb box	\$ 100.00
n/a	Blow Out for Turn On from MSO Stuffed Curb Box: Shop	\$ 90.00
n/a	Turn on after Dig Up	\$ Equipment + T&M
n/a	Make sure off shop stuffed	\$ 90.00
n/a	Excavation for Turn-On from Non-Pay Turn-off	T&M \$250 per hour
n/a	Bacteriological Sample Test Customers	No Fee
n/a	Water Deposit Fee for Renters	\$ 250.00
WATER - SEWER BILL RATES		
Metered Water-per 100 cubic feet (748 gallons)		
n/a	City - 0 to 35 CCF (one CCF =748 gallons)	\$6.19 per CCF
n/a	City - 35 to 2,000 CCF (one CCF =748 gallons)	\$5.94 per CCF
n/a	City - Over 2,000 CCF (one CCF =748 gallons)	\$4.76 per CCF
n/a	NonCity - 0 to 35 CCF (one CCF =748 gallons)	\$9.29 per CCF
n/a	NonCity - 35 to 2,000 CCF (one CCF =748 gallons)	\$8.94 per CCF
n/a	NonCity - Over 2,000 CCF (one CCF =748 gallons)	\$7.14 per CCF
Water "Readiness to Serve" Service Charges		
n/a	Residential City - Meter Size 5/8"x3/4"	\$ 28.69
n/a	Residential City - Meter Size 1"	\$ 58.15
n/a	Residential City - Meter Size 1 1/2"	\$ 68.15

New Fee

New Fee

Increase from \$201 - parts price increase
Increase from \$213 - parts price increase

**City of Flint
Master Fee Schedule**

Effective 7-1-2024

Division	Service Name / Fee Type	FY24/25 Fee
n/a	Residential City - Meter Size 2"	\$ 58.15
n/a	Residential Non-City - Meter Size 5/8"x3/4"	\$ 34.17
n/a	Residential Non-City - Meter Size 3/4"	\$ 65.95
n/a	Residential Non-City - Meter Size 1"	\$ 87.08
n/a	Residential Non-City - Meter Size 1 1/2"	\$ 85.02
n/a	Residential Non-City - Meter Size 2"	\$ 85.02
n/a	Commercial-Indust. City - Meter Size 5/8"x3/4"	\$ 55.79
n/a	Commercial-Indust. City - Meter Size 3/4"	\$ 69.37
n/a	Commercial-Indust. City - Meter Size 1"	\$ 78.48
n/a	Commercial-Indust. City - Meter Size 1 1/2"	\$ 112.80
n/a	Commercial-Indust. City - Meter Size 2"	\$ 157.40
n/a	Commercial-Indust. City - Meter Size 3"	\$ 310.83
n/a	Commercial-Indust. City - Meter Size 4"	\$ 547.05
n/a	Commercial-Indust. City - Meter Size 6"	\$ 1,075.75
n/a	Commercial-Indust. City - Meter Size 8"	\$ 1,560.05
n/a	Commercial-Indust. City - Meter Size 10"	\$ 2,153.48
n/a	Commercial-Indust. City - Meter Size 12"	\$ 2,605.31
n/a	Commercial-Indust. City - Meter Size 16"	\$ 3,242.25
n/a	Commercial-Indust. City - Meter Size 20"	\$ 3,501.98
n/a	Comm.-Indust. Non-City - Meter Size 5/8"x3/4"	\$ 83.74
n/a	Comm.-Indust. Non-City - Meter Size 3/4"	\$ 95.84
n/a	Commercial-Indust. Non-City - Meter Size 1"	\$ 117.74
n/a	Commercial-Indust. Non-City - Meter Size 1 1/2"	\$ 169.06
n/a	Commercial-Indust. Non-City - Meter Size 2"	\$ 238.26
n/a	Commercial-Indust. Non-City - Meter Size 3"	\$ 488.65
n/a	Commercial-Indust. Non-City - Meter Size 4"	\$ 820.71
n/a	Commercial-Indust. Non-City - Meter Size 6"	\$ 1,613.34
n/a	Commercial-Indust. Non-City - Meter Size 8"	\$ 2,340.24
n/a	Commercial-Indust. Non-City - Meter Size 10"	\$ 3,247.30
n/a	Commercial-Indust. Non-City - Meter Size 12"	\$ 3,907.77
n/a	Commercial-Indust. Non-City - Meter Size 16"	\$ 4,863.28
n/a	Commercial-Indust. Non-City - Meter Size 20"	\$ 5,709.87
	Sewage Flow per 100 cubic feet (748 gallons) - based on metered water	
n/a	Residential City - per CCF (one CCF =748 gallons)	\$4.312 per CCF
n/a	Residential Non-City - per CCF	\$4.735 per CCF
	Sewer "Readiness to Serve" Service Charges	
n/a	Residential City - Meter Size 5/8"x3/4"	\$ 28.89
n/a	Residential City - Meter Size 1"	\$ 64.28
n/a	Residential City - Meter Size 1 1/2"	\$ 64.28
n/a	Residential City - Meter Size 2"	\$ 64.28
n/a	Residential Non-City - Meter Size 5/8"x3/4"	\$ 39.18
n/a	Residential Non-City - Meter Size 3/4"	\$ 60.35
n/a	Residential Non-City - Meter Size 1"	\$ 85.02
n/a	Residential Non-City - Meter Size 1 1/2"	\$ 85.02
n/a	Residential Non-City - Meter Size 2"	\$ 85.02
n/a	Commercial-Indust. City - Meter Size 5/8"x3/4"	\$ 55.90
n/a	Commercial-Indust. City - Meter Size 1"	\$ 91.20
n/a	Commercial-Indust. City - Meter Size 1 1/2"	\$ 148.40
n/a	Commercial-Indust. City - Meter Size 2"	\$ 211.19
n/a	Commercial-Indust. City - Meter Size 3"	\$ 471.62
n/a	Commercial-Indust. City - Meter Size 4"	\$ 777.14
n/a	Commercial-Indust. City - Meter Size 6"	\$ 1,571.80
n/a	Commercial-Indust. City - Meter Size 8"	\$ 2,312.79
n/a	Commercial-Indust. City - Meter Size 10"	\$ 3,141.97
n/a	Commercial-Indust. City - Meter Size 12"	\$ 3,688.72
n/a	Commercial-Indust. City - Meter Size 16"	\$ 4,870.53
n/a	Commercial-Indust. City - Meter Size 20"	\$ 5,734.96
n/a	Commercial-Indust. Non-City - Meter Size 5/8"	\$ 62.57
n/a	Commercial-Indust. Non-City - Meter Size 3/4"	\$ 79.26
n/a	Commercial-Indust. Non-City - Meter Size 1"	\$ 105.56
n/a	Commercial-Indust. Non-City - Meter Size 1 1/2"	\$ 177.43
n/a	Commercial-Indust. Non-City - Meter Size 2"	\$ 250.24
n/a	Commercial-Indust. Non-City - Meter Size 3"	\$ 562.93
n/a	Commercial-Indust. Non-City - Meter Size 4"	\$ 953.89
n/a	Commercial-Indust. Non-City - Meter Size 6"	\$ 1,905.74
n/a	Commercial-Indust. Non-City - Meter Size 8"	\$ 2,849.27
n/a	Commercial-Indust. Non-City - Meter Size 10"	\$ 3,792.41
n/a	Commercial-Indust. Non-City - Meter Size 12"	\$ 4,449.17
n/a	Commercial-Indust. Non-City - Meter Size 16"	\$ 5,919.11
n/a	Commercial-Indust. Non-City - Meter Size 20"	\$ 7,032.44
n/a	Back Billing Rate (can be adjusted by Consumers Energy readings for actual usage patterns)	
n/a	All charges per rate schedule in effect at 7 units/mo.	
n/a	Including fee for emergency back up.	
n/a	Sanitary or Storm Sewer Tap Inspection	\$ 150
n/a	Sewer Inspection Fee	\$ 150
	WASTEWATER RATES - COMMERCIAL/INDUSTRIAL CUSTOMERS	
n/a	INSIDE	
n/a	Volume	\$ 1,609
n/a	Suspended Solids	\$ 0.493
n/a	Biological/Chemical Oxygen Demand	\$ 1.048
n/a	Phosphorous	\$ 1.485
n/a	Industrial Charge	\$ 0.032
n/a	IPP Commercial	\$ 4.344

**City of Flint
Master Fee Schedule**

Effective 7-1-2024

Division	Service Name / Fee Type	FY24/25 Fee		
n/a	OUTSIDE			
n/a	Volume	\$	1,829	
n/a	Suspended Solids	\$	0.489	
n/a	Biological/Chemical Oxygen Demand	\$	1.180	
n/a	Phosphorous	\$	1.509	
n/a	Industrial Charge	\$	0.032	
n/a	IPP Commercial	\$	4.767	
CED				
n/a	Brownfield Plan Application Fee	\$	2,000.00	
n/a	Tax Abatement Applications	\$	1,000.00	
n/a	Section 108 Loan Application Fee	\$	2,000.00	
n/a	Section 108 Processing Fee (should the application be approved, the \$2,000 application fee will be applied towards the processing fee)	\$	1% of approved loan amount	
n/a	PILOT Application fee	\$	1,002.00	
n/a	Specification Writing for Residential Rehabilitation	\$	300.00	
SPECIAL EVENTS				
n/a	Event Application Fee	\$	50.00	
n/a	Event Application Late Fee (less than 90 days before event)	\$	100.00	
n/a	Inflatables, Bounce Houses, or Petting Zoo	\$	35.00	
n/a	Noise Permit	\$	35.00	
n/a	Tent permit (less than 120 sq. ft.)	\$	35.00	
n/a	Tent permit (over 120 sq. ft.)	\$	50.00	
n/a	Generators/Utility Use (per day)	\$	35.00	
n/a	Food Trucks/Concessions, per vendor *food license required	\$	35.00	
n/a	Carnival Rides	\$	100.00	
n/a	Fireworks Permit	\$	125.00	
n/a	Trash Removal (deposit)	\$	250.00	
n/a	Community Event-Level 1 (20,000+ attendance)	\$	500.00	Fee will be based on event attendance
n/a	Community Event-Level 2 (5,000-19,999 attendance)	\$	250.00	Fee will be based on event attendance
n/a	Community Event-Level 3 (100-4,999 attendance)	\$	150.00	Fee will be based on event attendance
n/a	Commercial Event-Level 1 (20,000+ attendance)	\$	1,000.00	Implementing Commercial Fee
n/a	Commercial Event-Level 2 (5,000-19,999 attendance)	\$	500.00	Implementing Commercial Fee
n/a	Commercial Event-Level 3 (100-4,999 attendance)	\$	300.00	Implementing Commercial Fee
Blight Court Ordered Evictions				
n/a	Trash Removal Fee	\$18 per cubic yard, plus labor and equipment costs		

230152



RESOLUTION NO.: _____
PRESENTED: MAY 17 2023
ADOPTED: MAY 22 2023

RESOLUTION TO ADOPT THE 2023-2024 MASTER FEE SCHEDULE

BY THE MAYOR AND CITY COUNCIL:

Pursuant to the Home Rule Cities Act, *MCL 117 et seq*, a local unit of government may defray the cost of services by collection of user fees; and

User fees are charged for services that benefit the individual or entity charged, and avoid municipal subsidization of services not provided to the general public; and

It is the desire of the City of Flint to ensure that user fees reflect the cost of services in fiscal year 2024.


IT IS RESOLVED that the Biennial Master Fee Schedule, which includes Water and Wastewater Volumetric Rates and Service Charges, attached hereto and made a part hereof, be approved and implemented as outlined, and kept on file with the City Clerk.

IT IS FURTHER RESOLVED that the attached Biennial Master Fee Schedule can and will be modified, should the need arise, at any time during the biennial timeframe for fiscal year FY2024.

BE IT FURTHER RESOLVED that the appropriate City Officials be and are hereby authorized to do all things necessary to implement and collect the attached user fees, effective July 1, 2023.

APPROVED AS TO FORM:


APPROVED AS TO FINANCE:


William Kim (May 11, 2023 10:51 EDT)

William Kim, City Attorney


Jane Mager (May 08, 2023 11:36 EDT)

Jane Mager, Acting Chief Financial Officer



Sheldon A. Neeley, Mayor

CITY COUNCIL:



City of Flint Master Fee Schedule

Division	Service Name / Fee Type	Fee
TRANSPORTATION, DEVELOPMENT, and ZONING DEPARTMENT		
Electrical	Registration Fee: Electrical Contractor	\$ 30.00
Plumbing	Registration Fee: Plumbing Contractor	\$ 15.00
Mechanical	Registration Fee: Mechanical Contractor	\$ 15.00
Engineering	Photocopies:	
	Letter/Legal	\$ 1.00
	Ledger	\$ 2.00
	Blueprints:	
	12" x 24"	\$ 2.00
	18" x 36"	\$ 4.00
	24" x 36"	\$ 6.00
	Large (per sq. ft.)	\$ 1.00
	Right-of-Way (ROW) Permit and Inspection	\$ 100.00
	Right-of-Way (ROW) Failure to pull permit	\$ 300.00
Permit Fees	Garbage Receptacles: Large Moveable	\$ 45.00
Permit Fees-Building: New Construction, Alterations, Renovations, Remodeling (based on cost of same)	Cost of Project:	Minimum \$140.00 per inspection
	Up to \$2,000	\$ 140.00
	\$2,001 - \$50,000	\$ 140.00
	Plus, per \$1,000 or part thereof over \$2,000	\$ 27.00
	\$50,001 - \$500,000	\$ 1,100.00
	Plus, per \$1,000 or part thereof over \$50,000	\$ 23.00
	\$500,001 - \$1,000,000	\$ 7,850.00
	Plus, per \$1,000 or part thereof over \$500,000	\$ 18.00
	\$1,000,001 and over	\$ 12,850.00
	Plus, per \$1,000 or part thereof over \$1,000,000	\$ 11.00
	Re-inspection, if necessary	\$ 140.00
Permit Fees-Fence	<\$1,000 in cost, requiring only one inspection	\$140.00 (All fence permits requiring 1 inspection)
	>\$1,000 in cost, same as for new construction Plus, per \$1,000 or part thereof over \$2,000	
Permit Fees-Signs	All Types: \$1.00 to \$2,000	\$ 140.00
	\$2,001 to \$50,000	\$ 140.00
	Plus, per \$500 over \$2,000	\$ 27.00
	\$50,001 and over	\$ 1,623.00
	Plus, per \$500 over \$50,001	\$ 12.00
	Trailers or Temporary Signs: Over 8 square feet in area, per move or relocation between site.	\$ 155.00
Permit Fees-Signs (cont'd)	Signs erected over public property, additional fee per square foot of area (one side)	\$ 18.00
	Signs, Types 3 & 4 on public property (excluding charitable purposes):	
	Annual Privilege Fee	\$ 225.00
	Plus, per square foot of area	\$ 1.00
Permit Fees-Reroofing or Residing	Value <\$5,000 requiring one inspection	\$ 140.00
	Value >\$5,000, same as new construction	\$ 140.00
	Plus, per \$1,000 or part thereof over \$2,000	\$ 27.00
	Removal of Aluminum Siding	\$ 140.00
Permit Fees-Certificate of Use & Occupancy	Issued w/Building Permit for:	
	Change in Use	\$ 140.00
	Same or Existing Prior Use	\$ 140.00
Permit Fees-Inspections	Fee per Hour (special requests & survey inspections, during regular working hours.)	\$ 200.00
Permit Fees-Demolition or Moving	Minimum Fee	\$ 140.00
	Plus, per 1,000 cubic of structure	\$ 9.00
	Special services or procedures-fee established by building official.	
	Residential Garages	\$ 140.00
Permit Fees-Miscellaneous	Temporary structures, per 6 months	\$ 270.00
Permit Fees-Parking Lot & Driveway Construction (all types)	1,000 square feet and over: Same Fee as for New Construction	same as new
Permit Fees-Swimming Pools	Same Fee as for New Construction	same as new
Permit Fees-Tank Removal	Above Ground & Underground Storage Tanks	\$ 140.00
Permit Fees-Trades	Hourly Rate for Technical Trades	\$ 200.00
Permit Fees-Appeals	Building Code Board of Appeals	\$ 350.00

City of Flint Master Fee Schedule

Division	Service Name / Fee Type	Fee
Permit Fees-Plan Examination (based on cost of project)	\$0 - \$50,000	\$ 330.00
	\$50,001 - \$500,00	\$ 336.00
	Plus, per \$1,000 or part thereof over \$50,000	\$ 9.00
	Over \$500,000	\$ 4,366.00
	Plus, per \$1,000 or part thereof over \$500,000	\$ 2.00
	Plan examination, mechanical, plumbing, electrical or site work only, per hour	\$ 200.00
	Simple alteration and additions, per hour	\$ 200.00
	Plan examination done by outside agency, City Administrative Charge	N/A
Permit Fees-Refund Policy	Administrative Fee for all cancelled or transferred permits	\$ 75.00
	Additional work already performed, per hour.	\$ 200.00
Permit Fees-Re-Submissions	Construction Projects/Approval of pre-manufactured units, per hour (1 hour minimum)	same as new
Permit Fees-Penalties	(for work begun prior to obtaining proper permit)	
	Up to \$5,000	\$ 412.00
	Over \$5,000	\$ 825.00
Permit Fees-Rentals	Rental License & Registration Fee (one-time)	\$ 250.00
	Inspection Fee (compliance w/PMC) (tri-annual)	
	Multi-Family Dwellings:	
	Base Fee	\$ 105.00
	Per Building (after one)	\$ 38.00
	Per Unit (after one, less than 5)	\$ 90.00
	Per Unit (five through fifty)	\$ 75.00
	Per Unit (51 & over)	\$ 45.00
	Single Family Dwellings	\$ 225.00
	Two-Family Dwellings	\$ 300.00
	Vacant Property Registration	\$ 250.00
Permit Fees-Rentals (cont'd)	Inspection Fee (compliance w/PMC) (additional inspections after two or complaint inspection)	\$ 75.00
	Penalty fees for non-registration and inspection:	
	1 & 2 Family	\$ 450.00
	3-10 Units	\$ 600.00
	Over 10 Units	\$ 1,000.00
Building Inspections	Complaint Inspection	\$ 150.00
Permit Fees-Basic Building Code	Disconnect sanitary sewer service line & water service line:	
	Water svc line 2" or less in diameter	\$ 169.00
	Water svc line >2" in diameter	\$ 720.00
	Sanitary sewer svc line 12" or less in diam.	\$ 189.00
	Sanitary sewer svc line >12" in diam.	\$ 720.00
Permit Fees-Mechanical Fees	Minimum Fee	\$ 140 per inspection
	Permit Base Fee	\$ 75.00
Permit Fees-Mechanical: Heating Equipment	Water Heaters	\$ 15.00
	Furnaces & Boilers	\$ 60.00
	Central Air Conditioning & Heat Pump	\$ 57.00
	Duct System/Hydronic Piping	\$ 57.00
	Power Exhaust/Plus Base Fee	\$ 14.00
	Exhaust Fan (for Bathroom & Kitchen Hoods)	\$ 14.00
	Flue Damper/Vent Damper Plus Base Fee	\$ 14.00
	Humidifiers/Plus Base Fee	\$ 14.00
	Electronic Air Cleaner/Plus Base Fee	\$ 14.00
	Condensate Pumps/Plus Base Fee	\$ 14.00
	Gas Piping, New Installation, Each Outlet	\$ 14.00
	Chimney	\$ 39.00
Permit Fees-Mechanical: Solid Fuel	Complete Wood Stoves, Fireplace Inserts, Add-on Furnaces	\$ 52.00
Permit Fees-Mechanical: Solar Equipment	Solar Equipment System	\$ 57.00
	Additional Panels	\$ 14.00
	Solar Domestic Hot Water System	\$ 57.00
	Additional Panels	\$ 14.00
Permit Fees-LPC & Fuel Oil Tanks	LPC & Fuel Oil Tanks, Piping Fee Included	\$ 39.00
Permit Fees-Engineering	Sidewalk and Approach Permit	\$ 42.00
	Excavation Permit	\$ 28.00
	Curb Cut Permit / LFT	\$ 7.00
	Storm Sewer Tap Inspection (2)	\$ 236.00
	Sanitary Wye Connection	\$ 482.00
	Grade Stakes	Time and Material
	Pavement Break: (Per Sq. Ft. Area) Add additional \$100.00 for Major Roads	
	0-15	\$ 828.00
	17-49	\$ 1,243.00

New

City of Flint Master Fee Schedule

Division	Service Name / Fee Type	Fee
	50-81	\$ 1,856.00
	82-100	\$ 2,208.00
	101-144	\$ 2,611.00
	145 and over	\$ 3,036.00
Permit Fees-Small Cell Wireless Facilities	<u>Permit Application Fee</u> (a) For each small cell wireless facility attached to an existing utility pole; or	\$ 200.00
	(b) For each small cell wireless facility and new utility pole	\$ 300.00
	<u>Annual Permit Fee</u> (a) For each small cell wireless facility attached to an existing utility pole; or	\$ 20.00
	(b) For each small cell wireless facility attached to a utility pole erected by or on behalf of the permit holder	\$ 125.00
Mechanical Fees-Incinerators	Incinerators	\$ 57.00
Mechanical Fees-Inspections	Hourly Rate	\$ 200.00
Mechanical Fees-Re-Inspections	Re-inspections or Final Inspection	\$ 140.00
Mechanical Fees-Special Inspection	Special Inspection Pertaining to Sale of Bldg	\$ 200.00
Mechanical Fees-Insurance	Insurance Inspections	\$ 200.00
Mechanical Fees-Overtime	Overtime Inspection: 1st hour	\$ 300.00
	Overtime Inspection: each additional hour	\$ 150.00
Mechanical Fees-Equipment	Inspected equipment...supplemental permit...minimum	\$ 140.00
Mechanical Fees-Refunds	Refunds/Transfers	\$ 75.00
Mechanical Fees-Refrigeration	Evaporator Coils under 5 h.p. (per cooler unit)	\$ 60.00
	Evaporator Coils 5 h.p. & over (per cooler unit)	\$ 84.00
Mechanical Fees-Compressor	15 h.p. to 50 h.p. (each compressor)	\$ 84.00
	Over 50 h.p. (each compressor)	\$ 114.00
Mechanical Fees-Chillers	Each Chiller	\$ 193.00
Mechanical Fees-Cooling Towers	Each Cooling Tower	\$ 110.00
Mechanical Fees-Duct System/Piping	Duct System/Hydronic Piping, Gaseous Hydrogen, Fire Suppression/Protection System:	
	Under \$3,000	\$ 60.00
	\$3,000 - \$7,999	\$ 93.00
	\$8,000 - \$10,999	\$ 130.00
	\$11,000 - \$15,000	\$ 151.00
Each additional \$3,000 over \$15,000	\$ 25.00	
Mechanical Fees-Ventilation/Exhaust	Fans under 1,500 cfm	\$ 14.00
	1,500 cfm to 10,000 cfm	\$ 60.00
	Over 10,000 cfm	\$ 114.00
Mechanical Fees-Heat Recovery	Heat Recovery & Wall Fan Coils	\$ 22.00
Mechanical Fees-Commercial Range	Commercial Range Hoods	\$ 57.00
Mechanical Fees-Other Hoods	Other Specified Hoods	\$ 51.00
Mechanical Fees-Barbecues	Commercial Barbecues	\$ 60.00
Mechanical Fees-Exhaust	Power Exhaust/Plus Base Fee	\$ 14.00
Mechanical Fees-Exhaust Fan	Exhaust Fan (for Bathroom)	\$ 14.00
Mechanical Fees-Flue/Vent Damper	Flue Damper/Vent Damper Plus Base Fee	\$ 14.00
Mechanical Fees-Humidifier	Humidifiers/Plus Base Fee	\$ 14.00
Mechanical Fees-Air Cleaners	Electronic Air Cleaner/Plus Base Fee	\$ 14.00
Mechanical Fees-Condensate Pump	Condensate Pumps/Plus Base Fee	\$ 14.00
Mechanical Fees-Gas Piping	New Installation, each outlet	\$ 14.00

City of Flint Master Fee Schedule

Division	Service Name / Fee Type	Fee
Mechanical Fees-Chimney	Chimney, includes Breaching	\$ 39.00
Plumbing Fees-Minimum	Minimum Fee	\$ 140 per inspection
	Permit Base Fee	\$ 75.00
	Water Heaters	\$ 15.00
	Fixtures, each	\$ 19.00
	Stacks, Vents	\$ 28.00
	Reduced pressure zone backflow preventor (ea)	\$ 19.00
Plumbing Fees-Water Distribution System	Distance from meter:	
	<1 inch	\$ 54.00
	1 inch	\$ 84.00
	2 inches	\$ 126.00
	3 inches	\$ 188.00
	4 inches	\$ 213.00
Plumbing Fees-Sewer (Sanitary & Storm)	>4 inches	\$ 273.00
	Up to 150 ft lines:	
	6 inches or less	\$ 140.00
	8 inches	\$ 166.00
	10 inches	\$ 180.00
	12 inches	\$ 200.00
	14 inches	\$ 208.00
	16 inches	\$ 217.00
	18 inches	\$ 237.00
Over 18 inches	\$ 247.00	
Per foot over 150 feet	\$ 1.00	
Plumbing Fees-Sump Line	Sump line is special rate	\$ 140.00
Plumbing Fees-Residential Sewer	Residential sewer, repair only, no base fee	\$ 140.00
Plumbing Fees-Manhole	Manhole & Catch Basins	\$ 43.00
Plumbing Fees-Sewage Sumps	Sewage Sumps, Ejections	\$ 20.00
Plumbing Fees-Connections	Connection of building drains to building sewer	\$ 24.00
Plumbing Fees-Heat Recliner	For industrial/commercial water heater, no base fee	\$ 140.00
Plumbing Fees-Lawn Sprinkler	Lawn Sprinkler System, no base fee	\$ 140.00
Plumbing Fees-Water Softener	Water Softener & Water Conditioner, no base fee	\$ 140.00
Plumbing Fees	Medical Gas	\$75 plus \$7.50 per connection
Plumbing Fees-Inspection	Hourly Rate	\$ 200.00
Plumbing Fees-Re-inspection	Re-inspections or Final Inspection	\$ 140.00
Plumbing Fees-Special Inspection	Special Inspection Pertaining to Sale of Bldg	\$ 200.00
Plumbing Fees-Insurance	Insurance Inspections	\$ 200.00
Plumbing Fees-Overtime	Overtime Inspection: 1st hour	\$ 300.00
	Overtime Inspection: each additional hour	\$ 150.00
Plumbing Fees-Equipment	Supplemental Permit, minimum	\$ 140.00
Plumbing Fees-Refund	Refunds/Transfers	\$ 75.00
Electrical Fees	Residential/Commercial:	
	Minimum Fee Permit Base Fee	\$ 140 per inspection
Electrical-Circuits	First & Second (each)	\$ 15.00
	Third & Over (each)	\$ 12.00
Electrical-Service/Power	Service for Light, Heat or Power:	
	Up to 100 amp switch	\$ 22.00
	Over 100 to 200 amp switch	\$ 51.00
	Over 200 to 400 amp switch	\$ 87.00
	Over 400 to 1,000 amp switch	\$ 144.00
	Over 1,000 to 2,000 amp switch	\$ 226.00
Electrical-Signs	Over 2,000 amp switch	\$ 240.00
	Each Sign	\$ 22.00
	Each Additional Sign	\$ 11.00

City of Flint Master Fee Schedule

Division	Service Name / Fee Type	Fee
Electrical - Fixtures/Plugs	Fixtures & Plugs each	\$ 3.00
Electrical-Power Units (hp)	Over 1/4 hp to 1.0 hp	\$ 26.00
	Over 1.0 hp to 10 hp	\$ 63.00
	Over 10 hp to 20 hp	\$ 77.00
	Over 20 hp to 30 hp	\$ 87.00
	Over 30 hp to 40 hp	\$ 102.00
	Over 40 hp to 50 hp	\$ 114.00
	Over 50 hp to 75 hp	\$ 150.00
	Over 75 hp to 100 hp	\$ 177.00
	Over 100 hp 50 150 hp	\$ 202.00
Over 150 hp	\$ 226.00	
Electrical-Trailer Parks	Per Site	\$ 26.00
Electrical-Feeders	Feeders, Mains, Bus Ducts 50 feet or fraction	\$ 15.00
Electrical Fees-Inspection	Hourly Rate	\$ 200.00
Electrical Fees-Re-Inspection	Re-inspections or Final Inspection	\$ 140.00
Electrical Fees-Special Inspection	Special Inspection Pertaining to Sale of Structure	\$ 200.00
Electrical Insurance	Insurance Inspections	\$ 200.00
Electrical Fees-Overtime Inspections	Per existing policy:	
	Overtime Inspection: 1st hour	\$ 300.00
	Overtime Inspection: each additional hour	\$ 150.00
Electrical Fees-Supplemental	Supplemental Permit, minimum fee	\$ 140.00
Electrical Fees-Refunds/Transfers	Minimum Fee	\$ 75.00
	Hourly Rate, work already performed	\$ 200.00
Building Inspections	Copies of Rental License	\$ 9.00
Building Inspections	Copies of V/N	\$ 9.00
Building Inspections	Copies, per sheet (over the counter)	\$ 9.00
Street Fees	Temporary Street Closure - Special Events	
	1-25 Barricades	\$ 25.00
	26-50 Barricades	\$ 50.00
	51-75 Barricades	\$ 75.00
	76-100	\$ 100.00
	100 Plus Barricades	\$ 150.00
Consumer Pavement Break	Concrete Driveways/Sidewalks (Sq. Ft.)	\$ 7.00
	Asphalt Driveways (Sq. Ft.)	\$ 12.00
	Saw Cutting (Lineal Ft.)	\$ 5.00
	Concrete Streets (Sq. Ft.)	\$ 17.00
	Concrete Streets (Majors)(Sq. Ft.)	\$ 20.00
	Asphalt Streets (Sq. Ft.)	\$ 15.00
	Asphalt Streets (Majors)(Sq. Ft.)	\$ 17.00
	Concrete/Asphalt Streets (Sq. Ft.)	\$ 16.00
	Concrete/Asphalt Streets (Majors)(Sq. Ft.)	\$ 18.00
Concrete Curb (Lineal Ft.)	\$ 20.00	
Street Restoration Inspection	Post Inspection to verify backfill material for street restoration	\$ 70.00
Curb Construction-Reconstruction	Per lineal foot	\$ 7.00
	Application fee (includes permit administration, pre- and post-inspection only)	\$ 25.00
Drive Approach Construction-Reconstruction	Application fee (includes permit administration, pre- and post-inspection only)	\$ 25.00
	Additional on-site review (hourly rate)	\$ 25.00
Sidewalk Installation-Reconstruction Permit	Application fee (includes permit administration, pre- and post-inspection only)	\$ 25.00
	Fee for 1-2 squares under 200 sq feet; additional squares \$5 each	\$ 75.00
Street Cut	Excavation permit for Street Cut, plus additional \$1.50 per square foot for a road cut	\$ 100.00
	Excavation fee per address (includes permit, specifications for cutting and backfilling, saw cutting, pavement restoration, and inspections)	\$ 100.00
	Inspection fee (pre and post inspection permit)	\$ 25.00
	Blanket inspection fee per address for subcontractors	\$ 25.00
	Directional Boring Permit	\$ 45.00

City of Flint Master Fee Schedule

Division	Service Name / Fee Type	Fee
Street Maintenance ROW Inspection Fees	Concrete Sidewalks Inspection (\$0.75 per sq. ft. for each 125 sq ft.)	\$ 93.75
	Asphalt Driveway Inspection (\$0.50 per sq. ft. for each 100 sq ft.)	\$ 50.00
	Saw cutting Inspection (\$5 per Ln/Ft per ea. 14 ft.)	\$ 70.00
	Concrete Streets (\$2.50 per sq. ft. for ea. 100 sq ft.)	\$ 250.00
	Concrete Major Streets (\$3.00 per sq. ft. for ea. 100 sq ft.)	\$ 300.00
	Asphalt Streets (\$2.50 per sq. ft. for ea. 100 sq. ft.)	\$ 250.00
	Asphalt Streets (\$3 per sq. ft. for ea. 100 sq. ft.)	\$ 300.00
	Concrete/Asphalt Streets (\$2.50 per sq. ft. up to 100 sq. ft.)	\$ 250.00
	Concrete/Asphalt Major Streets (\$3 per sq. ft. up to 100 sq ft.)	\$ 300.00
	Concrete Curb (\$20 per Ln/ft up to 8 ln/ft)	\$ 160.00
	Directional Boring (<100) (\$0.90 per ln/ft up to 48 ln/ft)	\$ 43.20
Directional Boring (>100) (\$0.50 per ln/ft between 49-360 ln/ft)	\$ 180.00	
Street Maintenance Permit Violation Fees (failure to get permit or inspection)	Excavation without services location (Mass Dig)	\$ 250.00
	Excavation in green space, removal of sidewalks, and/or driveway approach without permit	\$ 250.00
	Backfilling in green space, pouring of concrete and/or asphalt for sidewalks, and/or driveway approach without inspection (removal of fill or materials may be ordered)	\$ 100.00
	Street excavation or cutting of street without permit or preconstruction inspection	\$ 500.00
	Street (Major) excavation or cutting of street without permit or preconstruction inspection	\$ 1,000.00
	Backfilling of street cut, pouring of concrete and/or asphalt without inspection and/or approval by ROW Enforcement Officer (removal of fill or materials may be ordered)	\$ 750.00
	Failure/improper traffic control and/or work zone safety violations (per day or occurrence)	\$ 500.00
FIRE DEPARTMENT		
n/a	Fire Incident or Ambulance Run Report	\$ 5.00
n/a	Code enforcement - per hour	\$ 70.00
n/a	CPR/AED Training Certification (Non-City Employees)	\$ 65.00
n/a	CPR/AED Training, City Employee Certification (City Employee)	\$ 50.00
n/a	First Aid/CPR/AED Training Certification, Non-City Employee	\$ 85.00
n/a	First Aid/CPR/AED Training Certification, City Employee	\$ 70.00
n/a	AHA-Skills Testing	\$ 10.00
n/a	Classes - blood born pathogen Non-City Employee	\$ 20.00
n/a	Classes - blood born pathogens, City Employee	\$ 16.00
n/a	EMS Classes	\$ 1,975.00
n/a	Firefighter I & II Classes with Sponsor (includes HazMat Operations)	\$ 2,890.00
n/a	Firefighter I & II Classes without Sponsor (cost includes SCBA use and Turnout Gear use)	\$ 3,870.00
n/a	Continuing Education Credits (per credit)	\$ 10.00
n/a	Hazardous Materials Cleanup (on PI accident scene). Cost includes only oil, gasoline, and radiator fluid. All other HazMat is driver's responsibility)	\$ 200.00
n/a	Vehicle Fire Response	\$ 250.00
n/a	Consumers Energy Standby	\$ 304.00
n/a	False Alarm Response, 1st	\$ -
n/a	False Alarm Response, 2nd	\$ 100.00
n/a	False Alarm Response, 3rd	\$ 250.00
n/a	False Alarm Response, 4th	\$ 500.00
n/a	False Alarm Response, 5th	\$ 1,000.00
n/a	Extrication	\$ 565.00
n/a	Candle Watch Fee	\$ 70.00
n/a	DHS Inspection	\$ 139.00
n/a	Fire Prev Insp - Assembly	\$ 104.00
n/a	Fire Prev Insp - Business	\$ 125.00
n/a	Fire Prev Insp - Education	\$ 150.00
n/a	Fire Prev Insp - Factory/Industry	\$ 150.00
n/a	Fire Prev Insp - High Hazard	\$ 215.00
n/a	Fire Prev Insp - Institutional	\$ 215.00
n/a	Fire Prev Insp - Mercantile	\$ 215.00
n/a	Fire Prev Insp - Mixed Use	\$ 215.00
n/a	Group Fire Prev Insp - Reinspections	\$ 35.00

New
New
Increased from \$73. Scope of service materials included changed
Reduced from \$500
Increased from \$282

City of Flint Master Fee Schedule

Division	Service Name / Fee Type	Fee
n/a	Medical Asst	\$ 45.00
n/a	Group Home, Senior Care and Assisted Living Facilities	\$ 150.00
n/a	Private Ambulance Assist. per call (up to 4 Fire personnel)	\$ 150.00
n/a	Office Training Course	\$ 90.00
n/a	Structure Fires	\$ 500.00
n/a	Downed Power Line Security	\$ 300.00
n/a	Paramed Support for Private Amb.	\$ 100.00
n/a	Paramed Response for Vehicle Injury Accident	\$ 100.00
n/a	FF/EMT hourly rate	\$ 60.00
n/a	Sergeant hourly rate	\$ 69.00
n/a	Lieutenant hourly rate	\$ 79.00
n/a	Captain hourly rate	\$ 89.00
n/a	Battalion Chief hourly rate	\$ 93.00
n/a	Fire Apparatus Operator hourly rate	\$ 65.00
n/a	Fire Pumper (Engine) hourly rate	\$ 190.00
n/a	Rescue Truck (Squad) hourly rate	\$ 100.00
n/a	Ladder Truck hourly rate	\$ 150.00
n/a	Rescue Boat (Includes Squad, Pumper, and Manpower)	\$ 569.00
POLICE DEPARTMENT		
Patrol	Preliminary Breath Test	\$ 13.00
Patrol	Prostitution Sting Fee (City Portion Only)	\$ 675.00
Patrol	Prostitution Sting Fee (County Portion Only)	\$ 225.00
Patrol	Drunk Driving OUID Arrest	\$ 471.00
Patrol	Drunk Driving OUID Arrest With Accident	\$ 236.00
Patrol	Drunk Driving Blood Test	\$ 314.00
Patrol	Drunk Driving SOS Hearing	\$ 353.00
Patrol	Drunk Driving Court Hearing	\$ 353.00
Patrol	Police Officer (Overtime)	\$ 47.03
Patrol	Sergeant (Overtime)	\$ 50.35
Patrol	Police Lieutenant (Overtime)	\$ 58.92
Patrol	Police Captain (Overtime)	\$ 65.40
Records & Identification	Provision Center Employment Application Fee	\$ 150.00
Records & Identification	Accident / Incident Reports	\$ 13.00
Records & Identification	Copies of Complaints	\$ 13.00
Records & Identification	Criminal Expungement	\$ 100.00
Records & Identification	Fingerprinting (\$31 City, \$43.25 State of MI)	\$ 74.25
Records & Identification	Notary Fee	\$ 10.00
Records & Identification	Sex Offender Registration (City Portion only)	\$ 20.00
Records & Identification	Sex Offender Registration (State Portion only)	\$ 30.00
Records & Identification	Towing Fee (per tow)	\$ 100.00
Records & Identification	Towing Fee (per large tow)	\$ 275.00
Records & Identification	Towing Fee (motorcycle)	\$ 110.00
Records & Identification	Storage Fees on Vehicles Towed (charge per day)	\$ 25.00
Records & Identification	Administrative Cost on impound vehicle or motorcycle	\$ 50.00
Records & Identification	Towing Fee (stolen vehicle/stolen motorcycle)	\$ 90.00
Records & Identification	Record check	\$ 13.00
CITY CLERK		
Licensing	Alcoholic Liquor Sales	\$ 1,000.00
Licensing	Ambulance Company - per Vehicle	\$ 150.00
Licensing	Ambulance Attendant New License	\$ 60.00
Licensing	Ambulance Attendant - Renewal	\$ 40.00
Licensing	Amusement Arcade	\$ 407.00
Licensing	Amusement Ride Bond (cash)	\$ 1,000.00
Licensing	Amusement Rides 1st Day	\$ 190.00
Licensing	Amusement Rides Additional Day	\$ 73.00
Licensing	Auctioneer (Daily <90 Days)	\$ 40.00
Licensing	Auctioneer (Yearly)	\$ 135.00
Licensing	Auto Body Shop/Mechanic Garages	\$ 425.00
Licensing	Bowling Alleys	\$ 300.00
Licensing	Cable Communications	\$ 3% of Gross
Licensing	Card Room 1st 3 Tables	\$ 65.00
Licensing	Card Room Additional Tables	\$ 65.00
Licensing	Club	\$ 468.00
Licensing	Convenience Stores	\$ 400.00
Licensing	Convenience Stores (Renewal)	\$ 200.00
Licensing	Dance Hall	\$ 305.00
Licensing	Dance (Public/Teen)	\$ 305.00
Licensing	Dance Permit (Liquor)	\$ 347.00
Licensing	Gasoline Stallon (1st 2 Pumps)	\$ 75.00
Licensing	Gasoline Station (additional pumps)	\$ 10.00
Licensing	Going Out Of Business Sale (30 Days)	\$ 100.00

Increased from \$200

Increase from \$60

New

New

New

New

Retired

New

City of Flint Master Fee Schedule

Division	Service Name / Fee Type	Fee
Licensing	Hall For Hire	\$ 250.00
Licensing	Hotel (1st 100 Rooms)	\$ 208.00
Licensing	Hotel (each additional Room)	\$ 7.00
Licensing	Junk Dealer	\$ 500.00
Licensing	Junk Yard/Storage	\$ 400.00
City Clerk	Lobbyist Registration Form (charge for each form filed)	\$ 125.00
City Clerk	Supplement to Lobbyist Registration Form (each filing)	\$ 15.00
City Clerk	Quarterly Lobbyist Reports (for each completed form)	\$ 25.00
Licensing	Parking Lot 11-25 Spaces	\$ 147.00
Licensing	Parking Lot 26-50 Spaces	\$ 147.00
Licensing	Parking Lot 51-100 Spaces	\$ 147.00
Licensing	Parking Lot 101-150 Spaces	\$ 147.00
Licensing	Parking Lot 151-250 Spaces	\$ 154.00
Licensing	Parking Lot 251-350 Spaces	\$ 164.00
Licensing	Parking Lot >350 Spaces	\$ 370.00
Licensing	Pawbroker	\$ 400.00
Licensing	Peddler Processing Fee	\$ 15.00
Licensing	Peddler Yearly	\$ 191.00
Licensing	Peddler 6 Months	\$ 191.00
Licensing	Peddler 3 Months	\$ 191.00
Licensing	Peddler 1 Month	\$ 191.00
Licensing	Peddler Daily	\$ 191.00
Licensing	Peddler w/Vehicle	\$ 248.00
Licensing	Pool Room 1st 4 Tables	\$ 296.00
Licensing	Pool Room Additional Tables	\$ 112.00
Licensing	Precious Metal & Gem Dealer	\$ 229.00
Licensing	Second Hand Dealer	\$ 350.00
Licensing	Sidewalk Contractor	\$ 250.00
Licensing	Sign Hanger	\$ 200.00
Licensing	Skating Rink	\$ 279.00
Licensing	Snow Removal Vehicle	\$ 175.00
Licensing	Theater (per seat, \$300 max)	\$ 0.58
Licensing	Use of Streets	\$ 242.00
Licensing	Adult Entertainment Establishment	\$ 886.00
City Clerk	Copy of City Charter	\$ 15.00
City Clerk	City of Flint Code Book	\$ 300.00
City Clerk	Code Supplements	\$ 33.00
Elections	Photocopies - letter (8 1/2 x 11)	\$ 2.00
Elections	Photocopies - legal (8 1/2 x 14)	\$ 3.00
Elections	Voter Info (by Ward) - Excel file	\$ 40.00
Elections	Voter Info (City Wide) - Excel file	\$ 140.00
Elections	Precinct Guides	\$ 15.00
Elections	Ward Maps - Large	\$ 25.00
ASSESSMENT OFFICE		
n/a	Record Reproduction (non FOIA)	\$ 3.00
n/a	Tax Maps	\$ 23.00
n/a	Tax Maps (Full Set)	\$ 1,590.00
n/a	Deed Certification	\$ 20.00
n/a	Research Hourly Rate (1 hr minimum) (non FOIA)	\$ 91.00
n/a	Creating or Combining 2 Platted Parcels	\$ 50.00
n/a	Each additional parcel	\$ 50.00
n/a	Failure to File Property Transfer Affidavit:	
n/a	Residential \$5 per day up to \$200, beginning after 45 days	\$ 5.00 per day
n/a	Commercial \$20 per day up to \$1,000 beginning after 45 days	\$ 20.00 per day
FINANCE & PAYROLL		
n/a	Copies of Paychecks	\$ 4.00
n/a	Copies of Other (non-Paycheck) materials	\$ 1.00
n/a	Duplicate 1099s	\$ 12.00
n/a	Duplicate W2s	\$ 12.00
n/a	Insurance Form Completion	\$ 20.00
LAW OFFICE		
n/a	FOIA per page copy charge	\$ 0.10
n/a	FOIA Labor Rates	\$ 23.53
n/a	Film Permit Fee	\$ 100.00
n/a	Student Film Permit Fee	\$ 25.00
TREASURER		
n/a	Mortgage Company Tax Roll	\$ 50.00
n/a	Research Fee (non FOIA)	\$ 53.00
n/a	Income Tax Admin Review Fee	\$ 28.00
n/a	School District Summer Tax Levy (Other Districts)	\$ 250.00

City of Flint Master Fee Schedule

Division	Service Name / Fee Type	Fee
n/a	Bounced Check Fee	\$ 50.00
n/a	Duplicate Bill	\$ 1.00
n/a	Affidavit Filing	\$ 25.00
n/a	Shutoff Posting Fee Single Account	\$ 25.00
n/a	Shutoff Posting Fee for Buildings with Multiple Accounts	\$ 40.00
PLANNING & ZONING		
n/a	Site Plan Review: Resid 3+ houses	\$ 1,002.00
n/a	Site Plan Review: Comm/Ind	\$ 1,002.00
n/a	PUD or Mixed Use Dvl: Preliminary	\$ 1,002.00
n/a	PUD or Mixed Use Dvl: Final	\$ 626.00
n/a	Revisions / Review	\$ 501.00
n/a	Special Approval / Conditional Use	\$ 1,002.00
n/a	Street or Alley Vacations	\$ 1,002.00
n/a	Street Name Change	\$ 1,002.00
n/a	Zoning Appeal/Variances/Interp: Comm.	\$ 1,002.00
n/a	Zoning Appeal/Variances/Interp: Resid.	\$ 626.00
n/a	Copies of Master Plan/ Zoning Ord/Large Format Maps	\$ 22.00
n/a	Zoning Change	\$ 1,293.00
n/a	Certificate of Zoning Compliance, per parcel	\$ 375.00
n/a	Signed Written Confirmation, per parcel	\$ 125.00
n/a	Zoning Lots: Resid prin parcel+ 1 parcel	\$ 188.00
n/a	Zoning Lots: Resid: each add'l parcel	\$ 251.00
n/a	Zoning Lots: Comm. prin parcel+ 1 parcel	\$ 251.00
n/a	Zoning Lots: Comm.: each add'l parcel	\$ 376.00
n/a	Real Property Acquisition	\$ 501.00
n/a	Real Property Disposition Processing Fee	\$ 501.00
n/a	Real Property Disp. Fee: Comm/ Ind.	\$ 1,002.00
n/a	Master Plan Update Surcharge	\$ -
n/a	Zoning Review of Bldg Permit	\$ 31.00
CODE ENFORCEMENT		
n/a	Administrative Hearings Bureau Costs	\$ 250.00
n/a	State Justice System Assessment (required by State statute)	\$ 10.00
n/a	Default Fee	\$ 100.00
n/a	Motion Fee	\$ 20.00
n/a	Blight Violation Fine	\$ 250.00 - \$10,000.00
n/a	Cleanup Costs and Labor	\$ 35.00/hr
PLANNING & DEVELOPMENT - MARIHUANA		
Planning & Zoning	Background Check (expedited)	\$ 75.00
Planning & Zoning	Marihuana Location Confirmation Certificate (per parcel)	\$ 50.00
Planning & Zoning	Application (non refundable)	\$ 1,500.00
Planning & Zoning	Marihuana Site Plan Review Application	\$ 1,002.00
Planning & Zoning	Marihuana Site Plan Review Revisions	\$ 500.00
Planning & Zoning	Marihuana Zoning Board of Appeals Variance & Appeal Request	\$ 1,500.00
Planning & Zoning	Marihuana Zoning Violation (per offense)	\$ 500.00
Planning & Zoning	Marihuana Annual License	\$ 5,000.00
Police	Public Safety Quarterly Inspections - Police Dept.	\$ 250.00
Fire	Public Safety Quarterly Inspections - Fire Dept.	\$ 250.00
PARKS & RECREATION		
n/a	Park Rental Fee	\$ 40.00
STREET LIGHTING FEES		
n/a	Streetlighting Fee - FY24	\$ 72.18
WASTE COLLECTION FEES		
n/a	Collection Fee - FY24	\$ 202.56
WATER SERVICE CENTER		
n/a	Hourly Labor Rate	\$ 50.00
n/a	Meter Inspection	\$ 75.00
n/a	Meter Test Requested by Customer	\$ 150.00
n/a	Lost or Stolen Meter Charge	Cost of Meter + \$75.00
n/a	5/8" x 3/4", 1", 1.5", and 2"	
n/a	Transponder	Cost of Transponder + \$50.00
n/a	3"	Cost of Meter + \$100.00
n/a	4"	Cost of Meter + \$150.00
n/a	6" S1000	Cost of Meter + \$200.00
n/a	6" Enduro 2800	Cost of Meter + \$300.00
n/a	VN Register	Cost of Meter + \$50.00
n/a	1.5" - 3/4" Line Reduction (meter reduction)	\$ 150.00

Increased/consolidated
 Reduced to match State court fees
 Conform to Blight violation ordinance
 Cleanup costs, inclusive of labor & ancillary costs

New

Increased from \$36. Deposit no longer required

No change

No change

City of Flint Master Fee Schedule

Division	Service Name / Fee Type	Fee
n/a	1.5" - 1" Line Reduction (meter reduction)	\$ 275.00
n/a	2" - 1" Line Reduction (meter reduction)	\$ 325.00
n/a	Water Service Turn On or Off: Regular	\$ 75.00
n/a	Water Service Turn Off: Emergency: Shop	\$ 100.00
n/a	Water Service Turn-Off: Non Payment	\$ 75.00
n/a	Water Service Turn-On: Non Payment Same Day	\$ 100.00
n/a	Water Service Turn-On: Non Payment Next Day	\$ 75.00
n/a	Water Service Turn On or Off: Regular: Shop	\$ 65.00
n/a	Frozen Meter Charge	Cost of Meter + \$50.00
n/a	Hydrant Meter Charge 5/8" (deposit \$779)	Deposit + \$50 install fee + \$50 monthly service charge + \$50 removal fee + Cost of Water.
n/a	Hydrant Meter Charge 1" (deposit \$1,050)	
n/a	Hydrant Meter Charge 3" (deposit \$2,323)	
n/a	Hydrant Meter Late Fee (assessed each month not returned)	\$250 per month
n/a	No Show Appointment	\$ 50.00
n/a	Thaw Frozen Lines	\$ 325.00
n/a	Cut & Plug 2" Water	\$ 506.00
n/a	Main Taps & Tie Ins	T&M
n/a	New Main and Service Line Inspection	T&M
n/a	Seasonal Meter Installation or Removal	\$ 50.00
n/a	Service Line Installation	\$ 200.00
n/a	Cut & Plug 3" and larger, also includes sewer-charge	T&M
n/a	Riser Repair 1.5" (deposit will be applied to T&M)	\$150 deposit plus T&M
n/a	Riser Repair 2.0" (deposit will be applied to T&M)	\$150 deposit plus T&M
n/a	Riser with Check & Waste Repair 3/4" Water	\$ 222.00
n/a	Crawl space entry	\$ 100.00
n/a	Check and Waste Repair 3/4"	\$ 201.00
n/a	Check and Waste Repair 1"	\$ 213.00
n/a	Check and Waste Repair 1.5" (deposit applied to T&M)	\$150 deposit plus T&M
n/a	Check and Waste Repair 2.0" (deposit applied to T&M)	\$150 deposit plus T&M
n/a	Annual Fire Line 2" line or smaller	\$ 250.00
n/a	Annual Fire Line 3" line or larger	\$ 500.00
n/a	Bacteriological Sample Test Non Customers	\$ 72.00
n/a	Make sure off meter room found on-turned off & stuffed curb box	\$ 75.00
n/a	Blow Out for Turn On from MSO Stuffed Curb Box. Shop	\$ 90.00
n/a	Make sure off shop stuffed	\$ 90.00
n/a	Excavation for Turn-On from Non-Pay Turn-off	T&M \$250 per hour
n/a	Bacteriological Sample Test Customers	No Fee
n/a	Water Deposit Fee for Renters	\$ 250.00
WATER - SEWER BILL RATES		
Metered Water-per 100 cubic feet (748 gallons)		
n/a	City - 0 to 35 CCF (one CCF =748 gallons)	\$8.19 per CCF
n/a	City - 35 to 2,000 CCF (one CCF =748 gallons)	\$5.94 per CCF
n/a	City - Over 2,000 CCF (one CCF =748 gallons)	\$4.76 per CCF
n/a	NonCity - 0 to 35 CCF (one CCF =748 gallons)	\$9.29 per CCF
n/a	NonCity - 35 to 2,000 CCF (one CCF =748 gallons)	\$8.94 per CCF
n/a	NonCity - Over 2,000 CCF (one CCF =748 gallons)	\$7.14 per CCF
Water "Readiness to Serve" Service Charges		
n/a	Residential City - Meter Size 5/8"x3/4"	\$ 28.69
n/a	Residential City - Meter Size 1"	\$ 58.15
n/a	Residential City - Meter Size 1 1/2"	\$ 58.15
n/a	Residential City - Meter Size 2"	\$ 58.15
n/a	Residential Non-City - Meter Size 5/8"x3/4"	\$ 34.17
n/a	Residential Non-City - Meter Size 3/4"	\$ 65.95
n/a	Residential Non-City - Meter Size 1"	\$ 87.08
n/a	Residential Non-City - Meter Size 1 1/2"	\$ 85.02
n/a	Residential Non-City - Meter Size 2"	\$ 85.02
n/a	Commercial-Indust. City - Meter Size 5/8"x3/4"	\$ 55.79
n/a	Commercial-Indust. City - Meter Size 3/4"	\$ 69.37
n/a	Commercial-Indust. City - Meter Size 1"	\$ 78.48
n/a	Commercial-Indust. City - Meter Size 1 1/2"	\$ 112.60
n/a	Commercial-Indust. City - Meter Size 2"	\$ 157.40
n/a	Commercial-Indust. City - Meter Size 3"	\$ 310.63
n/a	Commercial-Indust. City - Meter Size 4"	\$ 547.06
n/a	Commercial-Indust. City - Meter Size 6"	\$ 1,075.75
n/a	Commercial-Indust. City - Meter Size 8"	\$ 1,560.05
n/a	Commercial-Indust. City - Meter Size 10"	\$ 2,153.48
n/a	Commercial-Indust. City - Meter Size 12"	\$ 2,806.31

Increase from \$193

Increase from \$175

Increase from \$185


City of Flint Master Fee Schedule

Division	Service Name / Fee Type	Fee
n/a	Commercial-Indust. City - Meter Size 16"	\$ 3,242.25
n/a	Commercial-Indust. City - Meter Size 20"	\$ 3,501.98
n/a	Comm.-Indust. Non-City - Meter Size 5/8"x3/4"	\$ 83.74
n/a	Comm.-Indust. Non-City - Meter Size 3/4"	\$ 95.84
n/a	Commercial-Indust. Non-City - Meter Size 1"	\$ 117.74
n/a	Commercial-Indust. Non-City - Meter Size 1 1/2"	\$ 169.08
n/a	Commercial-Indust. Non-City - Meter Size 2"	\$ 236.26
n/a	Commercial-Indust. Non-City - Meter Size 3"	\$ 468.65
n/a	Commercial-Indust. Non-City - Meter Size 4"	\$ 620.71
n/a	Commercial-Indust. Non-City - Meter Size 6"	\$ 1,613.34
n/a	Commercial-Indust. Non-City - Meter Size 8"	\$ 2,340.24
n/a	Commercial-Indust. Non-City - Meter Size 10"	\$ 3,247.30
n/a	Commercial-Indust. Non-City - Meter Size 12"	\$ 3,907.77
n/a	Commercial-Indust. Non-City - Meter Size 16"	\$ 4,863.28
n/a	Commercial-Indust. Non-City - Meter Size 20"	\$ 5,709.67
	Sewage Flow per 100 cubic feet (748 gallons) - based on metered water	
n/a	Residential City - per CCF (one CCF =748 gallons)	\$4.312 per CCF
n/a	Residential Non-City - per CCF	\$4.735 per CCF
	Sewer "Readiness to Serve" Service Charges	
n/a	Residential City - Meter Size 5/8"x3/4"	\$ 28.69
n/a	Residential City - Meter Size 1"	\$ 64.28
n/a	Residential City - Meter Size 1 1/2"	\$ 64.28
n/a	Residential City - Meter Size 2"	\$ 64.28
n/a	Residential Non-City - Meter Size 5/8"x3/4"	\$ 39.18
n/a	Residential Non-City - Meter Size 3/4"	\$ 60.35
n/a	Residential Non-City - Meter Size 1"	\$ 85.02
n/a	Residential Non-City - Meter Size 1 1/2"	\$ 85.02
n/a	Residential Non-City - Meter Size 2"	\$ 85.02
n/a	Commercial-Indust. City - Meter Size 5/8"x3/4"	\$ 55.90
n/a	Commercial-Indust. City - Meter Size 1"	\$ 91.20
n/a	Commercial-Indust. City - Meter Size 1 1/2"	\$ 148.40
n/a	Commercial-Indust. City - Meter Size 2"	\$ 211.19
n/a	Commercial-Indust. City - Meter Size 3"	\$ 471.62
n/a	Commercial-Indust. City - Meter Size 4"	\$ 777.14
n/a	Commercial-Indust. City - Meter Size 6"	\$ 1,571.80
n/a	Commercial-Indust. City - Meter Size 8"	\$ 2,312.79
n/a	Commercial-Indust. City - Meter Size 10"	\$ 3,141.97
n/a	Commercial-Indust. City - Meter Size 12"	\$ 3,686.72
n/a	Commercial-Indust. City - Meter Size 16"	\$ 4,870.53
n/a	Commercial-Indust. City - Meter Size 20"	\$ 5,734.96
n/a	Commercial-Indust. Non-City - Meter Size 5/8"	\$ 62.57
n/a	Commercial-Indust. Non-City - Meter Size 3/4"	\$ 79.26
n/a	Commercial-Indust. Non-City - Meter Size 1"	\$ 105.56
n/a	Commercial-Indust. Non-City - Meter Size 1 1/2"	\$ 177.43
n/a	Commercial-Indust. Non-City - Meter Size 2"	\$ 250.24
n/a	Commercial-Indust. Non-City - Meter Size 3"	\$ 562.93
n/a	Commercial-Indust. Non-City - Meter Size 4"	\$ 953.89
n/a	Commercial-Indust. Non-City - Meter Size 6"	\$ 1,905.74
n/a	Commercial-Indust. Non-City - Meter Size 8"	\$ 2,849.27
n/a	Commercial-Indust. Non-City - Meter Size 10"	\$ 3,792.41
n/a	Commercial-Indust. Non-City - Meter Size 12"	\$ 4,449.17
n/a	Commercial-Indust. Non-City - Meter Size 16"	\$ 5,919.11
n/a	Commercial-Indust. Non-City - Meter Size 20"	\$ 7,032.44
n/a	Back Billing Rate (can be adjusted by Consumers Energy readings for actual usage patterns)	
n/a	All charges per rate schedule in effect at 7 units/mo.	
n/a	Including fee for emergency back up.	
n/a	Sanitary or Storm Sewer Tap Inspection	\$ 150
n/a	Sewer Inspection Fee	\$ 150
	WASTEWATER RATES - COMMERCIAL/INDUSTRIAL CUSTOMERS	
n/a	INSIDE	
n/a	Volume	\$ 1.609
n/a	Suspended Solids	\$ 0.493
n/a	Biological/Chemical Oxygen Demand	\$ 1.048
n/a	Phosphorous	\$ 1.485
n/a	Industrial Charge	\$ 0.032
n/a	IPP Commercial	\$ 4.344
n/a	OUTSIDE	
n/a	Volume	\$ 1.820
n/a	Suspended Solids	\$ 0.489
n/a	Biological/Chemical Oxygen Demand	\$ 1.180
n/a	Phosphorous	\$ 1.509

City of Flint Master Fee Schedule

Division	Service Name / Fee Type	Fee		
n/a	Industrial Charge	\$	0.032	
n/a	IPP Commercial	\$	4.767	
CED				
n/a	Brownfield Plan Application Fee	\$	2,000.00	
n/a	Tax Abatement Applications	\$	1,000.00	
n/a	Section 108 Loan Application Fee	\$	2,000.00	
n/a	Section 108 Processing Fee (should the application be approved, the \$2,000 application fee will be applied towards the processing fee)	\$	1% of approved loan amount	
n/a	PILOT Application fee	\$	1,002.00	
n/a	Specification Writing for Residential Rehabilitation	\$	300.00	
SPECIAL EVENTS				
n/a	Event Application Fee	\$	50.00	New
n/a	Event Application Late Fee (less than 90 days before event)	\$	100.00	New
n/a	Inflatables, Bounce Houses, or Petting Zoo	\$	35.00	New
n/a	Noise Permit	\$	35.00	New
n/a	Tent permit (less than 120 sq. ft.)	\$	35.00	New
n/a	Tent permit (over 120 sq. ft.)	\$	50.00	New
n/a	Generators/Utility Use (per day)	\$	35.00	New
n/a	Food Trucks/Concessions, per vendor *food license required	\$	35.00	New
n/a	Carnival Rides	\$	100.00	New
n/a	Fireworks Permit	\$	125.00	New
n/a	Trash Removal (deposit)	\$	250.00	New
n/a	Commercial Event Without Admission Charges (exclusive of other fees such as the application fee, water usage, tents, etc.)	\$	500.00	New
n/a	Commercial Events with Admission Charge (exclusive of other fees such as the application fee, water usage, tents, etc.)	\$	1,000.00	New
Blight Court Ordered Evictions				
n/a	Trash Removal Fee	\$18 per cubic yard, plus labor and equipment costs		New

230287



RESOLUTION NO.: _____
PRESENTED: AUG 23 2023
ADOPTED: AUG 28 2023

RESOLUTION TO AMEND THE 2023-2024 MASTER FEE SCHEDULE

BY THE MAYOR AND CITY COUNCIL:

Pursuant to the Home Rule Cities Act, *MCL 117 et seq*, a local unit of government may defray the cost of services by collection of user fees; and

User fees are charged for services that benefit the individual or entity charged, and avoid municipal subsidization of services not provided to the general public; and

It is the desire of the City of Flint to amend the 2023-2024 Master Fee Schedule as adopted by Flint City Council on May 22, 2023, pertaining to the charges assessed by the Water Service Center to reflect the cost of services in fiscal year 2024.


IT IS RESOLVED that the Biennial Master Fee Schedule, which includes Water and Wastewater Volumetric Rates and Service Charges, attached hereto and made a part hereof, be approved and implemented as outlined, and kept on file with the City Clerk.

IT IS FURTHER RESOLVED that the FY2024 Master Fee Schedule be modified to include the additions and changes as outlined in the attached document (Attachment A); and

BE IT FURTHER RESOLVED that the appropriate City Officials be and are hereby authorized to do all things necessary to amend, implement, and collect the attached user fees upon adoption of this resolution.

APPROVED AS TO FORM:

APPROVED AS TO FINANCE:



William Kim, City Attorney



Jane Mager, Acting Chief Financial Officer



Sheldon A. Neeley, Mayor

CITY COUNCIL:





CITY OF FLINT

STAFF REVIEW FORM

TODAY'S DATE: 8/14/23

PREPARED BY: Vickie Foster, Dept. of Finance

AGENDA ITEM TITLE: Amendment of the 2023-2024 Master Fee Schedule (Water Service Center)

BACKGROUND/SUMMARY OF PROPOSED ACTION:

Due to the recent rising operational costs of materials, wages, and equipment, the Water Service Center administration conducted a comprehensive review of the current rate schedule as adopted by Flint City Council on May 22, 2023 (reso #230152).

As a result of this study, the WSC is requesting to amend the FYE2024 Master Fee Schedule as outlined in "Attachment A".

Failure to amend the 2024 Master Fee Schedule could result in a budget deficit for the current fiscal year.


STAFF RECOMMENDATION: (PLEASE SELECT): APPROVED NOT APPROVED

DEPARTMENTAL RECOMMENDATION: Paul Simpson
Paul Simpson (Aug 14, 2023 15:23 EDT)
Paul Simpson, Water Distribution Supervisor

TREASURY RECOMMENDATION: Amanda Trujillo
Amanda Trujillo (Aug 14, 2023 15:32 EDT)
Amanda Trujillo, Treasurer

Division	Service Name / Fee Type	FY24 Amendment Request	Requested Change
WATER SERVICE CENTER			
n/a	Meter Inspection (Requested by Customer)	\$ 75.00	Adding "Requested by Customer"
n/a	Meter Test Requested by Customer	\$ 225.00	Increasing from \$150
NEW	See Why Low Pressure/No Water (no charge if caused by CCF Water Dept.)	\$ 75.00	New Fee
n/a	Transponder	Cost of Transponder + \$75.00	Increasing from \$50
NEW	Adding "6" Enduro 2800"	Cost of Meter + \$250.00	New Fee that includes the 6"
n/a	1" - 5/8" Line Reduction (meter reduction)	\$ 102.00	New Fee
n/a	1.5" - 5/8" Line Reduction (meter reduction)	\$ 320.00	Increase from \$150
n/a	Water Service Turn On or Off, Regular Shop	\$ 75.00	Increasing from \$65
n/a	Frozen Meter Charge	Cost of Meter + \$75.00	Increasing from \$50
n/a	Hydrant Meter Charge 5/8" (deposit \$775)	Deposit + \$75 install fee + \$50 monthly service charge + \$75 removal fee + Cost of Water.	Increasing the Install Fee from \$50 and increasing the Removal Fee from \$50. The \$50 monthly service charge remains the same.
n/a	Hydrant Meter Charge 1" (deposit \$1,050)		
n/a	Hydrant Meter Charge 3" (deposit \$2,323)		
n/a	No Show Appointment	\$ 75.00	Increasing from \$50
n/a	Seasonal Meter Installation or Removal	\$ 75.00	Increasing from \$50
NEW	Riser Repair 1.0" (deposit will be applied to T&M)	\$150 minimum deposit plus T&M	New Fee
n/a	Risor Repair 1.5" (deposit will be applied to T&M)	\$150 minimum deposit plus T&M	Increasing deposit to include "minimum"
n/a	Risor Repair 2.0" (deposit will be applied to T&M)	\$150 minimum deposit plus T&M	Increasing deposit to include "minimum"
n/a	Risor with Check & Waste Repair 3/4" Water	\$ 222.00	Removing Fee from Schedule
NEW	Risor Repair 3/4" Water (deposit will be applied to T&M)	\$150 minimum deposit plus T&M	New Fee
n/a	Annual Fire Line 3" line or smaller	\$ 350.00	REMOVING (switching to monthly fee-see below)
NEW	Monthly Fire Line 2" line or smaller	\$ 25.00 per month	New Fee - replaces Annual Fee
n/a	Annual Fire Line 3" line or larger	\$ 500.00	REMOVING (switching to monthly fee-see below)
NEW	Monthly Fire Line 3" line or larger	\$ 50.00	New Fee - Monthly replaces Annual Fee
n/a	Make sure off found on turned off & stuffed curb box	\$ 100.00	Increasing from \$75 (also removed language "meter room")
NEW	Turn on after Dig Up	\$ Equipment + T&M	New Fee

240221



RESOLUTION NO.: _____

PRESENTED: 5-29-2024

ADOPTED: _____

RESOLUTION APPROVING FY'25 EXEMPT EMPLOYEE COMPENSATION SCHEDULE COST OF LIVING ADJUSTMENT

Section 35-64 of the Flint Code of Ordinances provides that “The compensation to be paid officers and employees of the City shall be as from time to time established in schedules by the City Council. The schedules are not set out in this Code, but are on file in the City Clerk’s office.”;

In December 2023, the federal government implemented a Cost of Living Adjustment (COLA) of 3.2 percent for recipients of Social Security and Supplemental Security Income benefits, based on the percentage increase in the Consumer Price Index for Urban Wage Earners and Clerical Workers from the third quarter of the last year a COLA was determined to the third quarter of the current year, as determined by the Bureau of Labor Statistics in the Department of Labor.

Implementing a COLA to the City’s exempt compensation schedule is needed to minimize the competitive disadvantage the City faces in recruiting and retaining exempt employees, whose compensation remains below the market rates for comparable roles in other Michigan municipalities;

The proposed exempt compensation schedule, attached here, updates the exempt compensation schedule with a 3.2% COLA.

IT IS RESOLVED that the Flint City Council approves the attached exempt compensation schedule, effective upon the enactment of this resolution, and authorizes the appropriate City officials to do all things necessary to implement this schedule.

FOR THE CITY OF FLINT:

CLYDE D EDWARDS / A0202
CLYDE D EDWARDS / A0202 (May 24, 2024 15:33 EDT)

Clyde Edwards, City Administrator

FOR THE CITY COUNCIL:

APPROVED AS TO FORM:

William Kim
William Kim (May 24, 2024 12:02 EDT)

William Y. Kim, City Attorney

APPROVED AS TO FINANCE:

Phillip Moore
Phillip Moore (May 24, 2024 12:09 EDT)


Phillip Moore, Chief Financial Officer

CITY OF FLINT EXEMPT COMPENSATION SCHEDULE

HUMAN RESOURCES/LABOR RELATIONS DEPARTMENT

LEVEL	STEP 1	STEP 2	STEP 3	STEP 4	STEP 5	STEP 6	STEP 7	STEP 8	STEP 9	STEP 10
HOURLY	H 10	\$15.74	\$16.13	\$16.53	\$16.95	\$17.37	\$17.81	\$18.25	\$18.71	\$19.18
	A 10	\$32,735.04	\$33,553.42	\$34,392.25	\$35,252.06	\$36,133.36	\$37,036.69	\$37,962.61	\$38,911.68	\$39,884.47
	H 12	\$17.80	\$18.25	\$18.70	\$19.17	\$19.65	\$20.14	\$20.64	\$21.16	\$21.69
	A 12	\$37,028.16	\$37,953.86	\$38,902.71	\$39,875.28	\$40,872.16	\$41,893.96	\$42,941.31	\$44,014.85	\$45,115.22
	H 14	\$19.87	\$20.36	\$20.87	\$21.39	\$21.93	\$22.48	\$23.04	\$23.61	\$24.20
	A 14	\$41,321.28	\$42,354.31	\$43,413.17	\$44,498.50	\$45,610.96	\$46,751.24	\$47,920.02	\$49,118.02	\$50,345.97
	H 16	\$21.93	\$22.48	\$23.04	\$23.62	\$24.21	\$24.81	\$25.43	\$26.07	\$26.72
	A 16	\$45,614.40	\$46,754.76	\$47,923.63	\$49,121.72	\$50,349.76	\$51,608.51	\$52,898.72	\$54,221.19	\$55,576.72
	H 18	\$23.99	\$24.59	\$25.21	\$25.84	\$26.48	\$27.15	\$27.83	\$28.52	\$29.23
	A 18	\$49,907.52	\$51,155.21	\$52,434.09	\$53,744.94	\$55,088.56	\$56,465.78	\$57,877.42	\$59,324.36	\$60,807.47
SALARY	H 20	\$26.06	\$26.71	\$27.38	\$28.06	\$28.76	\$29.48	\$30.22	\$30.97	\$31.75
	A 20	\$54,200.64	\$55,555.66	\$56,944.55	\$58,368.16	\$59,827.37	\$61,323.05	\$62,856.13	\$64,427.53	\$66,038.22
	H 24	\$21.67	\$22.43	\$23.22	\$24.03	\$24.87	\$25.74	\$26.64	\$27.57	\$28.54
	A 24	\$45,077.76	\$46,655.48	\$48,288.42	\$49,978.52	\$51,727.77	\$53,538.24	\$55,412.08	\$57,351.50	\$59,358.80
	H 26	\$26.32	\$27.24	\$28.19	\$29.18	\$30.20	\$31.26	\$32.35	\$33.48	\$34.65
	A 26	\$54,737.28	\$56,653.08	\$58,635.94	\$60,688.20	\$62,812.29	\$65,010.72	\$67,286.09	\$69,641.11	\$72,078.54
	H 28	\$30.96	\$32.04	\$33.17	\$34.33	\$35.53	\$36.77	\$38.06	\$39.39	\$40.77
	A 28	\$64,396.80	\$66,650.69	\$68,983.46	\$71,397.88	\$73,896.81	\$76,483.20	\$79,160.11	\$81,930.71	\$84,798.29
	H 30	\$35.60	\$36.85	\$38.14	\$39.47	\$40.86	\$42.29	\$43.77	\$45.30	\$46.88
	A 30	\$74,056.32	\$76,648.29	\$79,330.98	\$82,107.57	\$84,981.33	\$87,955.68	\$91,034.13	\$94,220.32	\$97,518.03
PT	H 32	\$40.25	\$41.66	\$43.11	\$44.62	\$46.19	\$47.80	\$49.48	\$51.21	\$53.00
	A 32	\$83,715.84	\$86,645.89	\$89,678.50	\$92,817.25	\$96,065.85	\$99,428.16	\$102,908.14	\$106,509.93	\$110,237.77
	H 34	\$44.89	\$46.46	\$48.09	\$49.77	\$51.51	\$53.32	\$55.18	\$57.12	\$59.11
	A 34	\$93,375.36	\$96,643.50	\$100,026.02	\$103,526.93	\$107,150.37	\$110,900.64	\$114,782.16	\$118,799.53	\$122,957.52
	H 36	\$49.54	\$51.27	\$53.06	\$54.92	\$56.84	\$58.83	\$60.89	\$63.02	\$65.23
	A 36	\$103,034.88	\$106,641.10	\$110,373.54	\$114,236.61	\$118,234.89	\$122,373.12	\$126,656.18	\$131,089.14	\$135,677.26
	H 38	\$54.18	\$56.08	\$58.04	\$60.07	\$62.17	\$64.35	\$66.60	\$68.93	\$71.34
	A 38	\$112,694.40	\$116,638.70	\$120,721.06	\$124,946.30	\$129,319.42	\$133,845.60	\$138,530.19	\$143,378.75	\$148,397.00
	H 1	\$33.02	\$33.85	\$34.70	\$35.56	\$36.45	\$37.36	\$38.30	\$39.26	\$40.24
	H 2	\$41.28	\$42.31	\$43.37	\$44.45	\$45.57	\$46.70	\$47.87	\$49.07	\$50.30

Approved On: _____



CITY OF FLINT STAFF REVIEW FORM

TODAY'S DATE:

BID/PROPOSAL#: N/A

AGENDA ITEM TITLE: RESOLUTION APPROVING FY'25 EXEMPT EMPLOYEE COMPENSATION SCHEDULE COST OF LIVING ADJUSTMENT

PREPARED BY: Eddie Smith, HR/LR Director

VENDOR NAME: N/A

BACKGROUND/SUMMARY OF PROPOSED ACTION:

In December 2023, the federal government implemented a Cost of Living Adjustment (COLA) of 3.2 percent for recipients of Social Security and Supplemental Security Income benefits, based on the percentage increase in the Consumer Price Index for Urban Wage Earners and Clerical Workers from the third quarter of the last year a COLA was determined to the third quarter of the current year, as determined by the Bureau of Labor Statistics in the Department of Labor.

Many of the collective bargaining agreements ("CBAs") covering the City's represented employees provide various mechanisms for periodic review and adjustment of salaries and wages. For example, the 1600 and 1799 CBAs provide for periodic wage reopeners, while the Flint Police Officer's Sergeant's CBA provides for annual increases in wages. However, no such automatic mechanism exists to provide for adjustments to the City's exempt (non-represented) employees.

As a result, despite last year's update to the City's exempt compensation schedule, the City remains at a competitive disadvantage in recruiting and retaining exempt employees, as reflected by the City's difficulty in recruiting and retaining exempt personnel. Implementing a 2024 COLA to the City's exempt compensation schedule is needed to minimize the competitive disadvantage the City faces in recruiting and retaining exempt employees, whose compensation remains below the market rates for comparable roles in other Michigan municipalities. The proposed exempt compensation schedule updates the exempt compensation schedule with a 3.2% COLA applied to all exempt employees.

PREVIOUS ALLOCATIONS (INCLUDE ALL ACCOUNTS USED FOR THIS PURPOSE)/ PROVIDE RESOLUTION OR CONTRACT INFORMATION THAT APPLIES

N/A

POSSIBLE BENEFIT TO THE CITY OF FLINT (RESIDENTS AND/OR CITY OPERATIONS) INCLUDE PARTNERSHIPS AND COLLABORATIONS:

Increased capacity for recruitment and retention of exempt employees.



CITY OF FLINT STAFF REVIEW FORM

FINANCIAL IMPLICATIONS:

Commensurate increase in exempt salaries, estimated at approximately \$225,000 annually.

BUDGETED EXPENDITURE? YES NO **IF NO, PLEASE EXPLAIN:** Increased personnel costs funded through FY2025 by monies budgeted for unfilled positions. In the subsequent fiscal years, the increased costs will need to be included in future budgets (FY 2026+).

PRE-ENCUMBERED? YES NO **REQUISITION NO:**

ACCOUNTING APPROVAL: Phillip Moore Phillip Moore (May 24, 2024 12:09 EDT) **Date:** _____

WILL YOUR DEPARTMENT NEED A CONTRACT? YES NO

OTHER IMPLICATIONS (i.e., collective bargaining): N/A

STAFF RECOMMENDATION: (PLEASE SELECT): **APPROVED** **NOT APPROVED**

DEPARTMENT HEAD SIGNATURE: Eddie L. Smith
(Eddie Smith, HR/LR Director)

240222



RESOLUTION NO.: _____

PRESENTED: MAY 29 2024

ADOPTED: _____

RESOLUTION ADOPTING THE FY2025 CITY OF FLINT BUDGET

On March 4, 2024, Mayor Sheldon A. Neeley submitted Proposed Budgets for FY2025 and FY2026 for the City of Flint to the City Council as required by Section 7-101 of the Flint City Charter, and

The City Council conducted a Community Public Hearing on the Proposed FY2025-FY2026 Budget on May 20, 2024; and

IT IS RESOLVED that the proposed FY2025 City of Flint Budget, attached here as Exhibit A, as presented to City Council on March 4, 2024, is adopted consistent with the Uniform Budgeting and Accounting Act, MCL 141.421 *et seq*, and Section 7-101 of the Flint City Charter.

IT IS FURTHER RESOLVED, that the FY2025 City of Flint Budget is premised on the establishment of water and sewer rates by the Chief Financial Officer sufficient to generate the estimated revenue stated herein, and the adoption of the following tax levies, pursuant to State statute, for a total City level of 19.10 mills:

OPERATING MILLAGE NAME	MILLAGE RATE
General Operating	7.50 mills
Public Improvement	2.50 mills
Police Services	2.00 mills
Public Transportation	0.60 mills
Parks & Recreation	0.50 mills
Police & Fire Protection	6.00 mills
TOTAL:	19.10 mills

IT IS FURTHER RESOLVED, that the City adopts the FY2025 City of Flint Budget (attached here as Exhibit A) as follows: General Fund (101), Major Street Fund (202), Local Street Fund (203), Public Safety Fund (205), Neighborhood Policing Fund (207), Parks & Recreation Fund (208), Street Lighting Fund (219), Garbage & Rubbish Fund (226), Building Inspection Fund (249), Drug Law Enforcement Fund (265), Section 108 Loans Fund (285), Debt Service Fund (301), Public Improvement Fund (444), Sewer Fund (590), and Water Fund (591), with the following amendments:

IT IS FURTHER RESOLVED, that the City hereby establishes the estimated revenue budgets for the funds listed in Exhibit A for the various City departments, divisions, boards, commissions, and other activities as the FY2025 City of Flint Budget.

APPROVED AS TO FORM:

William Kim, City Attorney

APPROVED AS TO FINANCE:

Phillip Moore, Chief Financial Officer

For the City:

CLYDE D EDWARDS / A0200

Clyde Edwards, City Administrator

Sheldon A. Neeley, Mayor

The City Council

Row Labels	FY 2022 Actual	FY 2023 Actual	FY 2024 Budget	FY 2025 Proposed	FY 2026 Forecast
Revenue					
General					
Charges for services rendered	4,377,794	6,338,549	6,461,728	6,476,192	7,413,899
Federal Revenue	23,546				
Income Tax	19,076,494	18,759,692	19,500,000	6,796,334	19,460,179
Marijuana Tax	282,267	414,730	932,400	531,777	951,385
Other Revenue	(1,347,392)	1,116,094	25,000	(71,370)	3,050,000
Property Tax	5,579,633	5,797,031	6,500,000	5,488,040	6,774,806
State Revenue	17,374,827	16,773,042	18,048,657	8,839,858	17,483,412
Transfers In				42,318,475	
General Total	45,367,169	49,199,138	51,467,785	70,379,306	55,133,681
Mayor					
Other Revenue	12,000	1,421		1,997	1,000
Mayor Total	12,000	1,421		1,997	1,000
Administrator					
Other Revenue	190				
State Revenue	1,043				
Administrator Total	1,233				
Blight Removal					
Fine and Forfeits		8,570		27,510	20,000
Blight Removal Total		8,570		27,510	20,000
Attorney					
Charges for services rendered	2,789	7,286	1,000	5,812	1,000
Other Revenue		1,804			
Attorney Total	2,789	9,090	1,000	5,812	1,000
Elections					
Charges for services rendered	515	240		385	
Elections Total	515	240		385	
District Court					
Fine and Forfeits	45,782	70,171	50,000	42,934	73,122
District Court Total	45,782	70,171	50,000	42,934	73,122
Human Relations					
Other Revenue		400			
Human Relations Total		400			
Finance					
Charges for services rendered	735	735		490	960
Other Revenue	2,962	6,058		40,963	25,000
Finance Total	3,697	6,793		41,453	25,960
Assessing					
Charges for services rendered	46,231	242,781	55,000	94,302	82,000
Assessing Total	46,231	242,781	55,000	94,302	82,000
Customer Service					
Charges for services rendered	529,773	532,648	500,000	473,948	550,000
Income Tax	13	154		10	
Other Revenue	36,924	24,560	23,300	8,015	24,000
Customer Service Total	566,710	557,362	523,300	481,973	574,000
Facilities Maintenance					
Other Revenue	15,056	21,245	14,894	20,466	15,977
Facilities Maintenance Total	15,056	21,245	14,894	20,466	15,977
Purchasing					
Other Revenue	17,314			146	
Purchasing Total	17,314			146	
Police					
Charges for services rendered	357,489	1,049,380	382,750	449,958	742,750
Federal Revenue	23,256				
Other Revenue	571,995	674,049	50,000	298,007	350,000
State Revenue	4,173,895	2,288,166	3,083,000	838,490	83,000

Row Labels	FY 2022 Actual	FY 2023 Actual	FY 2024 Budget	FY 2025 Proposed	FY 2026 Forecast
Police Total	5,126,635	4,011,595	3,515,750	1,586,455	1,175,750
Fire					
Charges for services rendered	84,195	162,930	77,195	(31,918)	83,820
Other Revenue	2,031	264		13,565	
State Revenue	1,935,575	1,248,744	1,935,575	1,008,322	1,325,534
Fire Total	2,021,801	1,411,938	2,012,770	989,969	1,409,354
Planning					
Charges for services rendered	53,392	62,719	60,000	33,085	60,000
Other Revenue	492,311	1,800		47,321	
Planning Total	545,703	64,519	60,000	80,406	60,000
License and Permits					
License, Permits & Forfeits	951,272	860,740	615,000	380,420	528,850
License and Permits Total	951,272	860,740	615,000	380,420	528,850
Cannabis Compliance					
Charges for services rendered	127,366	149,753	130,000	133,229	
Other Revenue		4,379		3,426	
Cannabis Compliance Total	127,366	154,132	130,000	136,655	
Transfers In			5,218,695		
Revenue Total	54,851,273	56,620,135	63,664,194	74,270,189	59,100,694
Expenditures					
General					
Personnel Services	2,766,983	2,411,135	1,834,382	1,834,382	1,895,135
Operating Expenditures	2,634,585	4,531,468	3,762,458	3,699,503	4,316,877
Transfers Out				1,175,000	
General Total	5,401,568	6,942,603	5,596,840	6,708,885	6,212,012
City Council					
Personnel Services	582,358	592,015	721,251	358,843	664,714
Operating Expenditures	104,346	363,737	415,200	312,291	425,200
Capital Outlay			35,000		35,000
City Council Total	686,704	955,752	1,171,451	671,134	1,124,914
Mayor					
Personnel Services	376,103	917,619	1,109,205	704,202	1,086,054
Operating Expenditures	81,210	83,306	97,500	38,495	99,000
Capital Outlay	75				2,000
Mayor Total	457,388	1,000,925	1,206,705	742,697	1,187,054
Administrator					
Personnel Services	356,115	440,313	526,295	248,417	462,590
Operating Expenditures	36,831	28,086	64,050	21,687	43,550
Capital Outlay					1,000
Administrator Total	392,946	468,399	590,345	270,104	507,140
Blight Removal					
Personnel Services	220,788	519,425	773,310	341,287	825,158
Operating Expenditures	109,704	102,714	222,250	45,290	216,000
Capital Outlay	583	2,971	5,000		4,000
Blight Removal Total	331,075	625,110	1,000,560	386,577	1,045,158
Attorney					
Personnel Services	914,789	1,250,280	1,593,210	849,831	1,410,228
Operating Expenditures	19,235	27,437	83,400	22,740	90,400
Capital Outlay			10,000	8,252	10,000
Attorney Total	934,024	1,277,717	1,686,610	880,823	1,510,628
City Clerk					
Personnel Services	252,992	206,078	275,806	122,584	266,175
Operating Expenditures	46,211	65,262	116,000	45,668	116,000
City Clerk Total	299,203	271,340	391,806	168,252	382,175
Elections					
Personnel Services	429,697	623,306	767,365	227,335	721,301
Operating Expenditures	73,312	95,187	201,300	76,622	202,600
Capital Outlay			30,000		30,000
Elections Total	503,009	718,493	998,665	303,957	953,901
Board of Review					

Row Labels	FY 2022 Actual	FY 2023 Actual	FY 2024 Budget	FY 2025 Proposed	FY 2026 Forecast
Personnel Services	2,292	1,810	11,445	70	11,445
Board of Review Total	2,292	1,810	11,445	70	11,445
Ombudsperson					
Personnel Services	206,317	139,383	339,651	160,520	348,450
Operating Expenditures	20,798	7,680	30,735	8,231	39,000
Ombudsperson Total	227,115	147,063	370,386	168,751	387,450
Civil Service					
Personnel Services			38,219		74,224
Operating Expenditures			19,700		1,550
Civil Service Total			57,919		75,774
District Court					
Operating Expenditures	1,059,999	1,097,668	1,115,587	556,295	1,125,501
District Court Total	1,059,999	1,097,668	1,115,587	556,295	1,125,501
Human Relations					
Personnel Services	710,270	787,701	968,798	536,646	844,277
Operating Expenditures	81,986	(12,853)	228,040	14,515	85,800
Human Relations Total	792,256	774,848	1,196,838	551,161	930,077
Finance					
Personnel Services	1,169,536	1,143,006	1,398,155	725,823	1,307,411
Operating Expenditures	220,650	297,759	349,037	117,589	304,500
Capital Outlay		3,602	9,263	8,366	4,000
Finance Total	1,390,186	1,444,367	1,756,455	851,778	1,615,911
Assessing					
Personnel Services	923,149	936,153	1,118,505	656,090	1,085,581
Operating Expenditures	90,961	154,217	185,800	120,182	114,300
Capital Outlay			1,000		1,000
Assessing Total	1,014,110	1,090,370	1,305,305	776,272	1,200,881
Customer Service					
Personnel Services	1,837,344	2,027,825	2,087,324	1,199,293	2,042,200
Operating Expenditures	1,081,903	922,766	1,076,608	551,059	1,130,900
Customer Service Total	2,919,247	2,950,591	3,163,932	1,750,352	3,173,100
Facilities Maintenance					
Personnel Services	409,919	386,574	675,939	272,768	788,632
Operating Expenditures	1,256,404	1,331,128	1,394,494	748,104	1,522,400
Capital Outlay		11,497	10,000		12,000
Facilities Maintenance Total	1,666,323	1,729,199	2,080,433	1,020,872	2,323,032
Purchasing					
Personnel Services	215,961	231,410	263,354	163,034	250,410
Operating Expenditures	44,630	21,759	18,150	9,596	22,550
Purchasing Total	260,591	253,169	281,504	172,630	272,960
Police					
Personnel Services	21,147,957	20,246,541	22,318,970	14,140,653	18,353,743
Operating Expenditures	5,075,187	4,698,259	5,648,349	2,488,672	3,094,533
Capital Outlay	33,608	21,739	292,650	15,594	144,250
Police Total	26,256,752	24,966,539	28,259,969	16,644,919	21,592,526
Fire					
Personnel Services	12,097,532	11,540,377	11,737,205	7,234,414	10,603,742
Operating Expenditures	967,193	1,074,581	1,189,360	648,433	1,575,100
Capital Outlay	34,677	33,048	415,540	24,864	1,275,000
Fire Total	13,099,402	12,648,006	13,342,105	7,907,711	13,453,842
Planning					
Personnel Services	498,998	622,652	923,910	399,064	962,331
Operating Expenditures	74,970	31,538	99,500	19,352	77,800
Planning Total	573,968	654,190	1,023,410	418,416	1,040,131
License and Permits					
Personnel Services	212,478	234,200	225,060	145,066	201,256
Operating Expenditures	10,502	8,232	13,100	4,128	13,100
License and Permits Total	222,980	242,432	238,160	149,194	214,356
Cannabis Compliance					
Personnel Services	75,758	111,183	173,646	138,243	200,045

Row Labels	FY 2022 Actual	FY 2023 Actual	FY 2024 Budget	FY 2025 Proposed	FY 2026 Forecast
Operating Expenditures	62,331	65,593	116,000	2,272	105,500
Cannabis Compliance Total	138,089	176,776	289,646	140,515	305,545
ARPA					
Operating Expenditures			5,539,000		
ARPA Total			5,539,000		
Transfers Out					
Transfers Out	29,978	265,641		45,074	311,125
Transfers Out Total	29,978	265,641		45,074	311,125
Expenditures Total	58,659,205	60,703,008	72,675,076	41,286,439	60,956,638
Beginning Balance	22,939,369	19,131,445	15,048,579	15,048,579	48,042,329

Exhibit A

Fund

202

Major Street Fund

Row Labels	FY2022 Actual	FY2023 Actual	FY2024 Budget	FY2025 Proposed	FY2026 Forecast
Revenue					
Federal Revenue	3,914	-	-	-	-
State Revenue	11,737,320	12,123,625	13,005,000	12,499,731	12,499,731
Charges for Services Rendered	29,044	19,291	22,500	20,000	20,000
Other Revenue	(127,561)	480,373	82,500	490,236	490,236
Revenue Total	11,642,717	12,623,289	13,110,000	13,009,967	13,009,967
Expenditures					
Personnel Services	3,447,536	3,002,938	3,658,470	3,084,521	3,084,521
Supplies and Operating Expenditures	3,921,566	5,990,717	14,989,949	9,883,114	9,883,114
Capital Outlay	16,025	48,553	398,100	393,000	393,000
Debt Service	181,254	181,253	148,620	148,620	148,620
Transfers Out				2,900,000	2,900,000
Expenditures Total	7,566,381	9,223,461	19,195,139	16,409,255	16,409,255
Change in Fund Balance	4,076,336	3,399,828	(6,085,139)	(3,399,288)	(3,399,288)
Beginning Balance	16,367,724	20,444,065	23,843,892		

Exhibit A

Fund

203

Local Street Fund

Row Labels	FY2022 Actual	FY2023 Actual	FY2024 Budget	FY2025 Proposed	FY2026 Forecast
Revenue					
Federal Revenue	1,068	-	-	-	-
State Revenue	3,337,271	3,340,873	3,565,000	3,391,786	3,391,786
Charges for Services Rendered	500	-	-	-	-
Other Revenue	559,829	652,720	580,000	675,040	675,040
Transfers In	-	-	-	2,900,000	2,900,000
Revenue Total	3,898,668	3,993,593	4,145,000	6,966,826	6,966,826
Expenditures					
Personnel Services	2,526,944	2,523,105	2,888,253	2,821,900	2,821,900
Supplies and Operating Expenditures	2,378,687	2,665,269	4,409,588	4,014,628	4,014,628
Capital Outlay	19,291	4,149	514,705	515,000	515,000
Debt Service	62,633	62,633	-	-	-
Expenditures Total	4,987,555	5,255,156	7,812,546	7,351,528	7,351,528
Change in Fund Balance	(1,088,887)	(1,261,563)	(3,667,546)	(384,702)	(384,702)
Beginning Balance	8,176,277	7,087,390	5,825,829		

Exhibit A

Fund

205

Public Safety Fund

Row Labels	FY2022 Actual	FY2023 Actual	FY2024 Budget	FY2025 Proposed	FY2026 Forecast
Revenue					
Property Taxes	4,420,694	4,565,315	4,069,217	4,805,000	4,805,000
State Revenue	279,602	293,254	280,000	451,110	451,110
Charges for Services Rendered	9,172	17,280	20,000	20,000	20,000
Other Revenue	(10,346)	12,508		12,000	12,000
Revenue Total	4,699,122	4,888,357	4,369,217	5,288,110	5,288,110
Expenditures					
Personnel Services	5,811,355	4,058,764	4,284,972	4,871,568	4,871,568
Supplies and Operating Expenditures	(80,470)	795,029	751,469	862,202	862,202
Expenditures Total	5,730,885	4,853,793	5,036,441	5,733,770	5,733,770
Change in Fund Balance	(1,031,763)	34,564	(667,224)	(445,660)	(445,660)
Beginning Balance	1,765,772	734,011	768,574		

Exhibit A

Fund

207

Neighborhood Policing Fund

Row Labels	FY2022 Actual	FY2023 Actual	FY2024 Budget	FY2025 Proposed	FY2026 Forecast
Revenue					
Property Taxes	1,469,481	1,523,959	1,339,685	1,776,102	1,776,102
Federal Revenue	36				-
State Revenue	93,201	97,751	95,000	95,000	95,000
Charges for Services Rendered	5,711	34,001	25,000	30,000	30,000
Other Revenue	(26,889)	23,751		23,000	23,000
Revenue Total	1,541,540	1,679,462	1,459,685	1,924,102	1,924,102
Expenditures					
Personnel Services	1,652,171	1,438,565	1,797,320	1,594,924	1,594,924
Supplies and Operating Expenditures	(6,589)	339,613	322,707	363,135	363,135
Expenditures Total	1,645,582	1,778,178	2,120,027	1,958,059	1,958,059
Change in Fund Balance	(104,042)	(98,716)	(660,342)	(33,957)	(33,957)
Beginning Balance	2,049,145	1,945,104	1,846,389		

Exhibit A

Fund

208

Park and Recreation Fund

Row Labels	FY2022 Actual	FY2023 Actual	FY2024 Budget	FY2025 Proposed	FY2026 Forecast
Revenue					
Property Taxes	367,267	380,883	334,847	398,000	398,000
State Revenue	50,906	56,941	32,000	45,000	45,000
Other Revenue	(6,111)	7,751	1,000	7,700	7,700
Transfers In		250,000		300,000	300,000
Revenue Total	412,062	695,575	367,847	750,700	750,700
Expenditures					
Personnel Services	87,394	121,847	145,409	104,255	104,255
Supplies and Operating Expenditures	267,698	734,065	914,623	683,419	683,419
Expenditures Total	355,092	855,912	1,060,032	787,674	787,674
Change in Fund Balance	56,970	(160,337)	(692,185)	(36,974)	(36,974)
Beginning Balance	492,883	549,855	389,517		

Exhibit A

Fund

219

Street Lights Fund

Row Labels	FY2022 Actual	FY2023 Actual	FY2024 Budget	FY2025 Proposed	FY2026 Forecast
Revenue					
Property Taxes	10,954	(71)			-
Special Assessment	3,583,160	2,537,631	4,007,217	3,500,000	3,500,000
Other Revenue	(79,171)	71,608		72,000	72,000
Revenue Total	3,514,943	2,609,168	4,007,217	3,572,000	3,572,000
Expenditures					
Personnel Services	27,771	15,221	7,149		-
Supplies and Operating Expenditures	2,437,541	2,180,872	2,843,592	2,964,751	2,964,751
Expenditures Total	2,465,312	2,196,093	2,850,741	2,964,751	2,964,751
Change in Fund Balance	1,049,631	413,075	1,156,476	607,249	607,249
Beginning Balance	4,516,665	5,566,297	5,979,372		

Exhibit A

Fund

226

Waste Collection Fund

Row Labels	FY2022 Actual	FY2023 Actual	FY2024 Budget	FY2025 Proposed	FY2026 Forecast
Revenue					
Property Taxes	3,984				-
Special Assessment	5,012,147	6,051,178	6,800,547	6,936,558	6,936,558
Licenses, Permits & Franchise Fees	600		1,500	600	600
Other Revenue	(12,404)	4,617		3,000	3,000
Revenue Total	5,004,327	6,055,795	6,802,047	6,940,158	6,940,158
Expenditures					
Personnel Services	109,491	115,834	141,504	131,749	131,749
Supplies and Operating Expenditures	6,314,837	6,665,793	7,130,054	7,014,255	7,014,255
Expenditures Total	6,424,328	6,781,627	7,271,558	7,146,004	7,146,004
Change in Fund Balance	(1,420,001)	(725,832)	(469,511)	(205,846)	(205,846)
Beginning Balance	2,406,189	986,186	260,355		

Exhibit A

Fund

249

Building Inspection Fund

Row Labels	FY2022 Actual	FY2023 Actual	FY2024 Budget	FY2025 Proposed	FY2026 Forecast
Revenue					
Licenses, Permits & Franchise Fees	1,913,146	2,938,452	1,385,000	2,025,000	2,025,000
Charges for Services Rendered	21,835	20,187	8,000	10,000	10,000
Fines & Forfeitures		435			-
Other Revenue	(71,347)	70,319		70,000	70,000
Revenue Total	1,863,634	3,029,393	1,393,000	2,105,000	2,105,000
Expenditures					
Personnel Services	1,654,694	2,006,006	2,480,240	2,475,424	2,475,424
Supplies and Operating Expenditures	271,099	367,318	403,074	437,550	437,550
Capital Outlay		8,450	3,010,000	2,000,000	2,000,000
Expenditures Total	1,925,793	2,381,774	5,893,314	4,912,974	4,912,974
Change in Fund Balance	(62,159)	647,619	(4,500,314)	(2,807,974)	(2,807,974)
Beginning Balance	4,348,790	4,286,628	4,934,244		

Exhibit A

Fund

265

Drug Law Enforcement Fund

Row Labels	FY2022 Actual	FY2023 Actual	FY2024 Budget	FY2025 Proposed	FY2026 Forecast
Revenue					
Charges for Services Rendered		4,066			-
Fines & Forfeitures	43,210	13,760			-
Other Revenue	24,475	68,057		13,000	13,000
Revenue Total	67,685	85,883		13,000	13,000
Expenditures					
Personnel Services	96,845	74,553	159,341	123,360	123,360
Supplies and Operating Expenditures	63,626	63,088	548,524	196,570	196,570
Capital Outlay	15,913	58,960	87,576	107,000	107,000
Expenditures Total	176,384	196,601	795,441	426,930	426,930
Change in Fund Balance	(108,699)	(110,718)	(795,441)	(413,930)	(413,930)
Beginning Balance	1,226,607	1,117,905	1,007,186		

Exhibit A

Fund 285

Section 108 Loans Fund

Row Labels	FY2022 Actual	FY2023 Actual	FY2024 Budget	FY2025 Proposed	FY2026 Forecast
Revenue					
Charges for Services Rendered	453	734	450	-	-
Other Revenue	614,741	702,101	681,000	136,000	136,000
Transfers In	29,978	15,641	9,124	-	-
Revenue Total	645,172	718,476	690,574	136,000	136,000
Expenditures					
Supplies and Operating Expenditures	415	490	-	-	-
Debt Service	688,906	643,683	758,367	-	-
Expenditures Total	689,321	644,173	758,367	-	-
Change in Fund Balance	(44,149)	74,303	(67,793)	136,000	136,000

Exhibit A

Fund

301

General Debt Service Fund

Row Labels	FY2022 Actual	FY2023 Actual	FY2024 Budget	FY2025 Proposed	FY2026 Forecast
Revenue					
Other Revenue	(7,206)	6,155		6,000	6,000
Transfers In	1,701,442	1,698,981	1,696,550	1,702,221	1,702,221
Revenue Total	1,694,236	1,705,136	1,696,550	1,708,221	1,708,221
Expenditures					
Debt Service	1,699,942	1,698,981	1,696,550	1,702,221	1,702,221
Expenditures Total	1,699,942	1,698,981	1,696,550	1,702,221	1,702,221
Change in Fund Balance	(5,706)	6,155	-	6,000	6,000
Beginning Balance	527,367	521,661	527,816		

Exhibit A

Fund

444

Public Improvement Fund

Row Labels	FY2022 Actual	FY2023 Actual	FY2024 Budget	FY2025 Proposed	FY2026 Forecast
Revenue					
Property Taxes	1,836,884	1,904,991	1,674,636	2,220,128	2,220,128
Federal Revenue	8,725				-
State Revenue	254,531	284,704	235,000	235,000	235,000
Other Revenue	1,066,912	39,558	639,000	40,000	40,000
Revenue Total	3,167,052	2,229,253	2,548,636	2,495,128	2,495,128
Expenditures					
Supplies and Operating Expenditures	(34,890)	396,840	332,210	381,163	381,163
Capital Outlay	164,888	952,258	1,920,000	1,100,000	1,100,000
Transfers Out	1,701,442	1,698,981	1,696,550	1,708,221	1,708,221
Expenditures Total	1,831,440	3,048,079	3,948,760	3,189,384	3,189,384
Change in Fund Balance	1,335,612	(818,826)	(1,400,124)	(694,256)	(694,256)
Beginning Balance	2,649,562	3,985,175	3,166,349		

Exhibit A

Fund

590

Sewer Fund

Row Labels	FY 2022 Actual	FY2023 Actual	FY2024 Budget	FY2025 Proposed	FY2026 Forecast
Revenue					
Charges for services Rendered	27,649,812	29,762,712	25,800,000	26,000,000	26,000,000
Federal Revenue	3,475,552	(5,482,465)			-
State Revenue	1,077,334	59,321	25,291,563	86,986,563	86,986,563
License, Permits & Franchise Fees	26,361	21,393	2,500	5,000	5,000
Other Revenue	(379,345)	(472,593)	160,000	400,000	400,000
Revenue Total	31,849,714	23,888,368	51,254,063	113,391,563	113,391,563
Expense					
Personnel Services	3,568,759	18,300,986	11,584,789	10,701,030	10,701,030
Operating Expenses	11,309,626	14,877,783	12,776,170	14,178,470	14,178,470
Capital Outlay	(3,669,435)	(651,729)	28,390,563	90,450,763	90,450,763
Debt Service	238,108	486,192	869,459	1,764,632	1,764,632
Depreciation	3,607,027	1,790,903		3,234,500	3,234,500
Expense Total	15,054,085	34,804,135	53,620,981	120,329,395	120,329,395
TransfersIn		214,198			-
Change in Net Position	16,795,629	(10,915,767)	(2,366,918)	(6,937,832)	(6,937,832)

Exhibit A

Fund **(Multiple Items)** **496 and 591** **Water Fund**

Row Labels	FY 2022 Actual	FY2023 Actual	FY2024 Budget	FY2025 Proposed	FY2026 Forecast
Revenue					
Charges for services Rendered	31,385,104	35,228,411	29,580,000	30,495,000	30,495,000
Federal Revenue	5,106				-
State Revenue	8,650,650	12,038,310	31,435,319		-
Other Revenue	(624,462)	(383,320)		401,600	401,600
Revenue Total	39,416,398	46,883,401	61,015,319	30,896,600	30,896,600
Expense					
Personnel Services	5,613,087	12,396,006	8,366,479	8,115,961	8,115,961
Operating Expenses	19,871,048	11,770,053	27,203,647	21,437,989	21,437,989
Capital Outlay	1,258,267	7,090,799	13,948,606	1,034,000	1,034,000
Debt Service	6,364,859	6,388,981	6,420,000	6,571,496	6,571,496
Depreciation	4,911,731	5,139,581	2,951,938	3,903,000	3,903,000
Expense Total	38,018,992	42,785,420	58,890,670	41,062,446	41,062,446
Change in Net Position	1,397,406	4,097,981	2,124,649	(10,165,846)	(10,165,846)
Beginning Balance	130,888,583	132,285,993	136,760,746		